



Andy Beshear  
GOVERNOR

## TRANSPORTATION CABINET

200 Mero Street  
Frankfort, Kentucky 40601

Jim Gray  
SECRETARY

November 13, 2024

CALL NO. 200  
CONTRACT ID NO. 241016  
ADDENDUM # 3

Subject: Shelby County, 106GR24D016  
Letting November 14, 2024

- (1) Revised - Material Summary - Pages 362-375 of 450
- (2) Revised - Proposal Bid Items - Pages 438-450 of 450
- (3) Revised - Plan Sheets R002, R002A, R002D, R002G, R2D

Proposal revisions are available at <http://transportation.ky.gov/Construction-Procurement/>.

If you have any questions, please contact us at 502-564-3500.

Sincerely,

A handwritten signature in cursive script that reads "Rachel Mills".

Rachel Mills, P.E.  
Director  
Division of Construction Procurement

RM:mr  
Enclosures

# MATERIAL SUMMARY

**CONTRACT ID: 241016**

**106GR24D016**

**DE10600642416**

I-64 ADDRESS CONDITION OF I-64 FROM MP 27.88 TO MP 32.40 IN SHELBY COUNTY WITH BRIDGE WORK (2024CCR) ASPHALT REHAB INTERSTATE/PARKWAY, A DISTANCE OF 4.52 MILES.

Project Line No	Bid Code	DESCRIPTION	Quantity	Unit
0005	00001	DGA BASE	200.00	TON
0010	00100	ASPHALT SEAL AGGREGATE	9.00	TON
0015	00103	ASPHALT SEAL COAT	1.10	TON
0020	00194	LEVELING & WEDGING PG76-22	200.00	TON
0025	00219	CL4 ASPH BASE 1.00D PG76-22	5,908.00	TON
0030	00342	CL4 ASPH SURF 0.38A PG76-22	23,860.00	TON
0035	02676	MOBILIZATION FOR MILL & TEXT - 5-22028	1.00	LS
0040	02677	ASPHALT PAVE MILLING & TEXTURING	29,768.00	TON
0045	20071EC	JOINT ADHESIVE	253,553.00	LF
0050	24891EC	PAVE MOUNT INFRARED TEMP EQUIPMENT	1,700,076.00	SF
0055	24970EC	ASPHALT MATERIAL FOR TACK NON-TRACKING	108.00	TON
0060	01985	DELINEATOR FOR BARRIER - YELLOW	12.00	EACH
0065	02014	BARRICADE-TYPE III	10.00	EACH
0070	02237	DITCHING	550.00	LF
0075	02351	GUARDRAIL-STEEL W BEAM-S FACE	450.00	LF
0080	02367	GUARDRAIL END TREATMENT TYPE 1	10.00	EACH
0085	02381	REMOVE GUARDRAIL	958.00	LF
0090	02383	REMOVE & RESET GUARDRAIL	200.00	LF
0095	02483	CHANNEL LINING CLASS II	306.00	TON
0100	02562	TEMPORARY SIGNS	1,500.00	SQFT
0105	02650	MAINTAIN & CONTROL TRAFFIC - 5-22028	1.00	LS
0110	02654	TRUCK MOUNTED ATTENUATOR	2.00	EACH
0115	02671	PORTABLE CHANGEABLE MESSAGE SIGN	6.00	EACH
0120	02696	SHOULDER RUMBLE STRIPS	89,616.00	LF
0125	02714	SHOULDERING	918.00	LF
0130	02726	STAKING - 5-22028	1.00	LS
0135	03171	CONCRETE BARRIER WALL TYPE 9T	600.00	LF
0140	06511	PAVE STRIPING-TEMP PAINT-6 IN	131,018.00	LF
0145	06531	PAVE STRIPING REMOVAL-6 IN	60,984.00	LF
0150	06542	PAVE STRIPING-THERMO-6 IN W	81,862.00	LF
0155	06543	PAVE STRIPING-THERMO-6 IN Y	53,178.00	LF
0160	06546	PAVE STRIPING-THERMO-12 IN W	5,561.00	LF
0165	06549	PAVE STRIPING-TEMP REM TAPE-B	1,485.00	LF
0170	06550	PAVE STRIPING-TEMP REM TAPE-W	60,489.00	LF
0175	06551	PAVE STRIPING-TEMP REM TAPE-Y	1,167.00	LF
0180	06556	PAVE STRIPING-DUR TY 1-6 IN W	761.00	LF
0185	06557	PAVE STRIPING-DUR TY 1-6 IN Y	507.00	LF
0190	06568	PAVE MARKING-THERMO STOP BAR-24IN	60.00	LF
0195	06574	PAVE MARKING-THERMO CURV ARROW	14.00	EACH
0200	06578	PAVE MARKING-THERMO MERGE ARROW	4.00	EACH
0205	06613	INLAID PAVEMENT MARKER-B W/R	1,463.00	EACH
0210	06614	INLAID PAVEMENT MARKER-B Y/R	28.00	EACH
0215	08903	CRASH CUSHION TY VI CLASS BT TL3	2.00	EACH

## MATERIAL SUMMARY

Project Line No	Bid Code	DESCRIPTION	Quantity	Unit
0220	10020NS	FUEL ADJUSTMENT	129,249.00	DOLL
0225	10030NS	ASPHALT ADJUSTMENT	241,265.00	DOLL
0230	20191ED	OBJECT MARKER TY 3	10.00	EACH
0235	20411ED	LAW ENFORCEMENT OFFICER	800.00	HOURL
0240	24280EC	PAVE MARK THERMO CHEVRON-48 IN	1,870.00	LF
0245	24683ED	PAVE MARKING-THERMO DOTTED LANE EXTEN	3,230.00	LF
0250	25078ED	THRIE BEAM GUARDRAIL TRANSITION TL-3	2.00	EACH
0255	25079ED	THRIE BEAM GUARDRAIL TRANSITION TL-2	2.00	EACH
0260	26136EC	PORTABLE QUEUE WARNING ALERT SYSTEM	10.00	MONT
0265	26137EC	QUEUE WARNING PCMS	80.00	MONT
0270	26138EC	QUEUE WARNING PORTABLE RADAR SENSORS	80.00	MONT
0275	26228EC	ELECTRONIC DELIVERY MGMT SYSTEM	1.00	LS
0280	26237EC	CONNECTED ARROW PANEL	16.00	MONT
0285	30012	MILE MARKER	2.00	EACH
0290	04793	CONDUIT-1 1/4 IN	80.00	LF
0295	04795	CONDUIT-2 IN	20.00	LF
0300	04820	TRENCHING AND BACKFILLING	90.00	LF
0305	04829	PIEZOELECTRIC SENSOR	6.00	EACH
0310	04830	LOOP WIRE	2,650.00	LF
0315	04895	LOOP SAW SLOT AND FILL	600.00	LF
0320	20359NN	GALVANIZED STEEL CABINET	2.00	EACH
0325	20360ES818	WOOD POST	4.00	EACH
0330	20391NS835	ELECTRICAL JUNCTION BOX TYPE A	2.00	EACH
0335	08100	CONCRETE-CLASS A	185.50	CUYD
0340	08150	STEEL REINFORCEMENT	7,994.00	LB
0345	21935EN	REMOVE CONC MEDIAN BARRIER	147.00	LF
0350	23378EC	CONCRETE SEALING	2,285.00	SQFT
0355	02568	MOBILIZATION	1.00	LS
0360	02569	DEMOBILIZATION	1.00	LS

**CONTRACT ID: 241016**

**106GR24D016**

**DE10600642417**

I-64 WIDEN I-64 TO 6 LANES FORM 0.458 MILES EAST OF THE KY-55 INTERCHANGE FROM MP 32.29 TO MP 36.04 IN SHELBY COUNTY ASPHALT SURFACE WITH GRADE & DRAIN, A DISTANCE OF 3.75 MILES.

Project Line No	Bid Code	DESCRIPTION	Quantity	Unit
0365	00001	DGA BASE	82,908.00	TON
0370	00008	CEMENT STABILIZED ROADBED	63,683.00	SQYD
0375	00018	DRAINAGE BLANKET-TYPE II-ASPH	62,240.00	TON
0380	00100	ASPHALT SEAL AGGREGATE	536.00	TON
0385	00103	ASPHALT SEAL COAT	64.00	TON
0390	00190	LEVELING & WEDGING PG64-22	29,914.00	TON
0395	00214	CL3 ASPH BASE 1.00D PG64-22	59,577.00	TON
0400	00217	CL4 ASPH BASE 1.00D PG64-22	46,524.00	TON
0405	00219	CL4 ASPH BASE 1.00D PG76-22	34,358.00	TON
0410	00339	CL3 ASPH SURF 0.38D PG64-22	23,634.00	TON
0415	00342	CL4 ASPH SURF 0.38A PG76-22	27,403.00	TON

## MATERIAL SUMMARY

Project Line No	Bid Code	DESCRIPTION	Quantity	Unit
0420	00356	ASPHALT MATERIAL FOR TACK	248.00	TON
0425	00358	ASPHALT CURING SEAL	228.00	TON
0430	02101	CEM CONC ENT PAVEMENT-8 IN	206.00	SQYD
0435	02542	CEMENT	1,681.00	TON
0440	02677	ASPHALT PAVE MILLING & TEXTURING	1,795.00	TON
0445	02702	SAND FOR BLOTTER	571.00	TON
0450	20071EC	JOINT ADHESIVE	204,183.00	LF
0455	00078	CRUSHED AGGREGATE SIZE NO 2	18,332.00	TON
0460	01015	INSPECT & CERTIFY EDGE DRAIN SYSTEM - 5-65.40	1.00	LS
0465	01310	REMOVE PIPE	97.00	LF
0470	01584	CAP DROP BOX INLET	1.00	EACH
0475	01585	REMOVE DROP BOX INLET	3.00	EACH
0480	01690	FLUME INLET TYPE 1	1.00	EACH
0485	01691	FLUME INLET TYPE 2	6.00	EACH
0490	01978	CONC MEDIAN BARRIER TYPE A TL5 56 IN	19,302.00	LF
0495	01982	DELINEATOR FOR GUARDRAIL MONO DIRECTIONAL WHITE	166.00	EACH
0500	01983	DELINEATOR FOR GUARDRAIL MONO DIRECTIONAL YELLOW	12.00	EACH
0505	01984	DELINEATOR FOR BARRIER - WHITE	18.00	EACH
0510	01985	DELINEATOR FOR BARRIER - YELLOW	1,210.00	EACH
0515	02003	RELOCATE TEMP CONC BARRIER	54,686.00	LF
0520	02014	BARRICADE-TYPE III	19.00	EACH
0525	02091	REMOVE PAVEMENT	5,810.00	SQYD
0530	02159	TEMP DITCH	10,000.00	LF
0535	02160	CLEAN TEMP DITCH	5,000.00	LF
0540	02165	REMOVE PAVED DITCH	1,017.00	SQYD
0545	02200	ROADWAY EXCAVATION	144,624.00	CUYD
0550	02237	DITCHING	7,000.00	LF
0555	02242	WATER	1,275.00	MGAL
0560	02259	FENCE-TEMP	5,000.00	LF
0565	02262	FENCE-WOVEN WIRE TYPE 1	454.00	LF
0570	02265	REMOVE FENCE	668.00	LF
0575	02268	REMOVE & REPLACE FENCE	40,692.00	LF
0580	02351	GUARDRAIL-STEEL W BEAM-S FACE	9,825.00	LF
0585	02360	GUARDRAIL TERMINAL SECTION NO 1	3.00	EACH
0590	02369	GUARDRAIL END TREATMENT TYPE 2A	17.00	EACH
0595	02373	GUARDRAIL END TREATMENT TYPE 3	2.00	EACH
0600	02381	REMOVE GUARDRAIL	14,187.50	LF
0605	02391	GUARDRAIL END TREATMENT TYPE 4A	13.00	EACH
0610	02483	CHANNEL LINING CLASS II	2,744.00	TON
0615	02545	CLEARING AND GRUBBING - 57 ACRES 5-65.4	1.00	LS
0620	02562	TEMPORARY SIGNS	2,136.00	SQFT
0625	02570	PROJECT CPM SCHEDULE - 5-65.40	1.00	LS
0630	02585	EDGE KEY	90.00	LF
0635	02602	FABRIC-GEOTEXTILE CLASS 1	2,113.00	SQYD
0640	02603	FABRIC-GEOTEXTILE CLASS 2	63,549.00	SQYD
0645	02607	FABRIC-GEOTEXTILE CLASS 2 FOR PIPE	7,674.00	SQYD
0650	02625	REMOVE HEADWALL	3.00	EACH
0655	02650	MAINTAIN & CONTROL TRAFFIC - 5-65.40	1.00	LS
0660	02651	DIVERSIONS (BY-PASS DETOURS) - 5-65.40	1.00	LS

## MATERIAL SUMMARY

Project Line No	Bid Code	DESCRIPTION	Quantity	Unit
0665	02651	DIVERSIONS (BY-PASS DETOURS) - 5-65.40	1.00	LS
0670	02651	DIVERSIONS (BY-PASS DETOURS) - 5-65.40	1.00	LS
0675	02651	DIVERSIONS (BY-PASS DETOURS) - 5-65.40	1.00	LS
0680	02653	LANE CLOSURE	8.00	EACH
0685	02671	PORTABLE CHANGEABLE MESSAGE SIGN	16.00	EACH
0690	02676	MOBILIZATION FOR MILL & TEXT - 5-65.40	1.00	LS
0695	02690	SAFELOADING	6.90	CUYD
0700	02697	EDGE LINE RUMBLE STRIPS	78,236.00	LF
0705	02703	SILT TRAP TYPE A	101.00	EACH
0710	02704	SILT TRAP TYPE B	101.00	EACH
0715	02705	SILT TRAP TYPE C	101.00	EACH
0720	02706	CLEAN SILT TRAP TYPE A	101.00	EACH
0725	02707	CLEAN SILT TRAP TYPE B	101.00	EACH
0730	02708	CLEAN SILT TRAP TYPE C	101.00	EACH
0735	02726	STAKING - 5-65.40	1.00	LS
0740	02731	REMOVE STRUCTURE - KY 53 BRIDGE	1.00	LS
0745	02731	REMOVE STRUCTURE - CLEAR CREEK BRIDGE -1	1.00	LS
0750	02731	REMOVE STRUCTURE - CLEAR CREEK BRIDGE-2	1.00	LS
0755	02731	REMOVE STRUCTURE - KY 2861 ZARING MILL ROAD BRIDGE\PAR	1.00	LS
0760	02775	ARROW PANEL	6.00	EACH
0765	02898	RELOCATE CRASH CUSHION	7.00	EACH
0770	02998	MASONRY COATING	21,658.00	SQYD
0775	03171	CONCRETE BARRIER WALL TYPE 9T	40,900.00	LF
0780	03225	TUBULAR MARKERS	104.00	EACH
0785	04936	MAINTAIN SIGNAL OPERATION - 5-65.40	1.00	LS
0790	05950	EROSION CONTROL BLANKET	64,015.00	SQYD
0795	05952	TEMP MULCH	325,151.00	SQYD
0800	05953	TEMP SEEDING AND PROTECTION	243,863.00	SQYD
0805	05963	INITIAL FERTILIZER	8.00	TON
0810	05964	MAINTENANCE FERTILIZER	13.00	TON
0815	05985	SEEDING AND PROTECTION	253,955.00	SQYD
0820	05992	AGRICULTURAL LIMESTONE	303.00	TON
0825	06401	FLEXIBLE DELINEATOR POST-M/W	208.00	EACH
0830	06404	FLEXIBLE DELINEATOR POST-M/Y	32.00	EACH
0835	06510	PAVE STRIPING-TEMP PAINT-4 IN	29,680.00	LF
0840	06511	PAVE STRIPING-TEMP PAINT-6 IN	334,527.00	LF
0845	06515	PAVE STRIPING-PERM PAINT-6 IN	1,562.00	LF
0850	06515	PAVE STRIPING-PERM PAINT-6 IN	1,562.00	LF
0855	06542	PAVE STRIPING-THERMO-6 IN W	72,741.00	LF
0860	06543	PAVE STRIPING-THERMO-6 IN Y	51,969.00	LF
0865	06546	PAVE STRIPING-THERMO-12 IN W	3,467.00	LF
0870	06549	PAVE STRIPING-TEMP REM TAPE-B	7,060.00	LF
0875	06550	PAVE STRIPING-TEMP REM TAPE-W	2,100.00	LF
0880	06551	PAVE STRIPING-TEMP REM TAPE-Y	2,100.00	LF
0885	06556	PAVE STRIPING-DUR TY 1-6 IN W	2,621.00	LF
0890	06557	PAVE STRIPING-DUR TY 1-6 IN Y	1,639.00	LF
0895	06568	PAVE MARKING-THERMO STOP BAR-24IN	262.00	LF
0900	06572	PAVE MARKING-DOTTED LANE EXTEN	599.00	LF
0905	06574	PAVE MARKING-THERMO CURV ARROW	51.00	EACH

## MATERIAL SUMMARY

Project Line No	Bid Code	DESCRIPTION	Quantity	Unit
0910	06576	PAVE MARKING-THERMO ONLY	6.00	EACH
0915	06588	PAVEMENT MARKER TY IVA-BY TEMP	226.00	EACH
0920	06600	REMOVE PAVEMENT MARKER TYPE V	1,019.00	EACH
0925	06610	INLAID PAVEMENT MARKER-MW	131.00	EACH
0930	06612	INLAID PAVEMENT MARKER-BY	130.00	EACH
0935	06613	INLAID PAVEMENT MARKER-B W/R	1,165.00	EACH
0940	06614	INLAID PAVEMENT MARKER-B Y/R	52.00	EACH
0945	08003	FOUNDATION PREPARATION - 5-65.40	1.00	LS
0950	08903	CRASH CUSHION TY VI CLASS BT TL3	7.00	EACH
0955	10020NS	FUEL ADJUSTMENT	387,685.00	DOLL
0960	10030NS	ASPHALT ADJUSTMENT	533,410.00	DOLL
0965	20191ED	OBJECT MARKER TY 3	17.00	EACH
0970	20257NC	SITE PREPARATION - 5-65.40	1.00	LS
0975	20411ED	LAW ENFORCEMENT OFFICER	1,000.00	HOURL
0980	20430ED	SAW CUT	130.00	LF
0985	20432ES112	REMOVE CRASH CUSHION	6.00	EACH
0990	20757ED	PAVEMENT REPAIR	5,000.00	SQYD
0995	20758ED	REMOVE AND RESET PERF PIPE HEADWALL	25.00	EACH
1000	21370ED	LONGITUDINAL SAW CUT- 6 IN	43,226.00	LF
1005	21417ES717	PAVE MARK THERMO CONE CAP-SOLID YELLOW	423.00	SQFT
1010	21590EN	SOUND BARRIER WALL	108,800.00	SQFT
1015	21802EN	G/R STEEL W BEAM-S FACE (7 FT POST)	7,512.50	LF
1020	22880ED	BARRIER WALL TRANSITION	50.00	LF
1025	22880ED	BARRIER WALL TRANSITION	50.00	LF
1030	22880ED	BARRIER WALL TRANSITION	25.00	LF
1035	22883EN	CONCRETE WEDGE CURB	2,535.00	LF
1040	23864EC	CHANNEL LINING CLASS III-MOD	232.00	TON
1045	24470ED	PERMEABLE PAVEMENT DRAIN	76.00	SQYD
1050	24679ED	PAVE MARK THERMO CHEVRON	3,269.00	SQFT
1055	24689EC	PAVE MARK THERMO-WRONG WAY ARROW	5.00	EACH
1060	24814EC	PIPELINE INSPECTION	1,370.00	LF
1065	24845EC	UTILITY COORDINATION	1.00	LS
1070	25075EC	QUEUE PROTECTION VEHICLE	250.00	HOURL
1075	25078ED	THRIE BEAM GUARDRAIL TRANSITION TL-3	8.00	EACH
1080	25079ED	THRIE BEAM GUARDRAIL TRANSITION TL-2	4.00	EACH
1085	25117EC	FURNISH QUEUE PROTECTION VEHICLES	16.00	MONT
1090	26136EC	PORTABLE QUEUE WARNING ALERT SYSTEM	16.00	MONT
1095	26137EC	QUEUE WARNING PCMS	96.00	MONT
1100	26138EC	QUEUE WARNING PORTABLE RADAR SENSORS	96.00	MONT
1105	00441	ENTRANCE PIPE-18 IN	248.00	LF
1110	00461	CULVERT PIPE-15 IN	156.00	LF
1115	00462	CULVERT PIPE-18 IN	274.00	LF
1120	00464	CULVERT PIPE-24 IN	111.00	LF
1125	00466	CULVERT PIPE-30 IN	103.00	LF
1130	00468	CULVERT PIPE-36 IN	100.00	LF
1135	00469	CULVERT PIPE-42 IN	73.00	LF
1140	00521	STORM SEWER PIPE-15 IN	436.00	LF
1145	00522	STORM SEWER PIPE-18 IN	1,022.00	LF
1150	00528	STORM SEWER PIPE-36 IN	8.00	LF
1155	01000	PERFORATED PIPE-4 IN	22,636.00	LF

## MATERIAL SUMMARY

Project Line No	Bid Code	DESCRIPTION	Quantity	Unit
1160	01001	PERFORATED PIPE-6 IN	31,689.00	LF
1165	01010	NON-PERFORATED PIPE-4 IN	224.00	LF
1170	01011	NON-PERFORATED PIPE-6 IN	454.00	LF
1175	01020	PERF PIPE HEADWALL TY 1-4 IN	5.00	EACH
1180	01021	PERF PIPE HEADWALL TY 1-6 IN	10.00	EACH
1185	01028	PERF PIPE HEADWALL TY 3-4 IN	9.00	EACH
1190	01029	PERF PIPE HEADWALL TY 3-6 IN	12.00	EACH
1195	01032	PERF PIPE HEADWALL TY 4-4 IN	8.00	EACH
1200	01033	PERF PIPE HEADWALL TY 4-6 IN	3.00	EACH
1205	01202	PIPE CULVERT HEADWALL-15 IN	3.00	EACH
1210	01204	PIPE CULVERT HEADWALL-18 IN	4.00	EACH
1215	01208	PIPE CULVERT HEADWALL-24 IN	1.00	EACH
1220	01210	PIPE CULVERT HEADWALL-30 IN	2.00	EACH
1225	01212	PIPE CULVERT HEADWALL-36 IN	2.00	EACH
1230	01214	PIPE CULVERT HEADWALL-42 IN	1.00	EACH
1235	01381	METAL END SECTION TY 2-18 IN	2.00	EACH
1240	01432	SLOPED BOX OUTLET TYPE 1-15 IN	5.00	EACH
1245	01433	SLOPED BOX OUTLET TYPE 1-18 IN	7.00	EACH
1250	01434	SLOPED BOX OUTLET TYPE 1-24 IN	1.00	EACH
1255	01451	S & F BOX INLET-OUTLET-24 IN	1.00	EACH
1260	01453	S & F BOX INLET-OUTLET-36 IN	1.00	EACH
1265	01480	CURB BOX INLET TYPE B	6.00	EACH
1270	01487	CURB BOX INLET TYPE F	1.00	EACH
1275	01490	DROP BOX INLET TYPE 1	5.00	EACH
1280	01496	DROP BOX INLET TYPE 3	1.00	EACH
1285	01604	CONC MED BARR BOX INLET TY B2T TL5 56	2.00	EACH
1290	01624	CONC MED BARR BOX INLET TY B2 TL5 56	21.00	EACH
1295	01626	CONC MED BARR BOX INLET TY A2 TL5 56	2.00	EACH
1300	01650	JUNCTION BOX	12.00	EACH
1305	01741	CORED HOLE DRAINAGE BOX CON-6 IN	26.00	EACH
1310	01756	MANHOLE TYPE A	1.00	EACH
1315	01767	MANHOLE TYPE C	1.00	EACH
1320	23126EN	BORE AND JACK PIPE-18 IN	251.00	LF
1325	02403	REMOVE CONCRETE MASONRY	5.00	CUYD
1330	08002	STRUCTURE EXCAV-SOLID ROCK	24.00	CUYD
1335	08003	FOUNDATION PREPARATION	1.00	LS
1340	08100	CONCRETE-CLASS A	64.30	CUYD
1345	08150	STEEL REINFORCEMENT	6,295.00	LB
1350	01643	JUNCTION BOX-24 IN	4.00	EACH
1355	02220	FLOWABLE FILL	315.00	CUYD
1360	03299	ARMORED EDGE FOR CONCRETE	185.00	LF
1365	08002	STRUCTURE EXCAV-SOLID ROCK	318.00	CUYD
1370	08003	FOUNDATION PREPARATION	1.00	LS
1375	08020	CRUSHED AGGREGATE SLOPE PROT	585.00	TON
1380	08033	TEST PILES	47.00	LF
1385	08039	PRE-DRILLING FOR PILES	330.00	LF
1390	08050	PILES-STEEL HP14X73	333.00	LF
1395	08100	CONCRETE-CLASS A	539.20	CUYD
1400	08104	CONCRETE-CLASS AA	948.70	CUYD
1405	08130	MECHANICAL REINF COUPLER #5	32.00	EACH

## MATERIAL SUMMARY

Project Line No	Bid Code	DESCRIPTION	Quantity	Unit
1410	08133	MECHANICAL REINF COUPLER #8	16.00	EACH
1415	08135	MECHANICAL REINF COUPLER #10	72.00	EACH
1420	08150	STEEL REINFORCEMENT	103,299.00	LB
1425	08151	STEEL REINFORCEMENT-EPOXY COATED	319,912.00	LB
1430	08160	STRUCTURAL STEEL - LB	1.00	LS
1435	08634	PRECAST PC I BEAM TYPE 4	2,825.00	LF
1440	20391NS835	ELECTRICAL JUNCTION BOX TYPE A	4.00	EACH
1445	23378EC	CONCRETE SEALING	48,580.00	SQFT
1450	24902EC	PVC CONDUIT-3 IN-SCHEDULE 80	598.00	LF
1455	25028ED	RAIL SYSTEM SINGLE SLOPE - 40 IN	574.00	LF
1460	02220	FLOWABLE FILL	130.00	CUYD
1465	03299	ARMORED EDGE FOR CONCRETE	73.00	LF
1470	08002	STRUCTURE EXCAV-SOLID ROCK	81.00	CUYD
1475	08003	FOUNDATION PREPARATION	1.00	LS
1480	08020	CRUSHED AGGREGATE SLOPE PROT	220.00	TON
1485	08033	TEST PILES	43.00	LF
1490	08039	PRE-DRILLING FOR PILES	118.00	LF
1495	08051	PILES-STEEL HP14X89	98.00	LF
1500	08100	CONCRETE-CLASS A	142.50	CUYD
1505	08104	CONCRETE-CLASS AA	358.60	CUYD
1510	08150	STEEL REINFORCEMENT	21,814.00	LB
1515	08151	STEEL REINFORCEMENT-EPOXY COATED	103,796.00	LB
1520	23378EC	CONCRETE SEALING	23,713.00	SQFT
1525	24383EC	PC I-BEAM TY NH 66 61-HYBRID	1,064.70	LF
1530	25028ED	RAIL SYSTEM SINGLE SLOPE - 40 IN	538.00	LF
1535	02231	STRUCTURE GRANULAR BACKFILL	904.00	CUYD
1540	03299	ARMORED EDGE FOR CONCRETE	288.00	LF
1545	08002	STRUCTURE EXCAV-SOLID ROCK	350.00	CUYD
1550	08003	FOUNDATION PREPARATION	1.00	LS
1555	08019	CYCLOPEAN STONE RIP RAP	1,024.00	TON
1560	08020	CRUSHED AGGREGATE SLOPE PROT	685.00	TON
1565	08033	TEST PILES	69.00	LF
1570	08039	PRE-DRILLING FOR PILES	263.00	LF
1575	08050	PILES-STEEL HP14X73	1,254.00	LF
1580	08095	PILE POINTS-14 IN	46.00	EACH
1585	08100	CONCRETE-CLASS A	1,219.10	CUYD
1590	08104	CONCRETE-CLASS AA	1,416.70	CUYD
1595	08130	MECHANICAL REINF COUPLER #5	48.00	EACH
1600	08133	MECHANICAL REINF COUPLER #8	80.00	EACH
1605	08134	MECHANICAL REINF COUPLER #9	32.00	EACH
1610	08150	STEEL REINFORCEMENT	239,801.00	LB
1615	08151	STEEL REINFORCEMENT-EPOXY COATED	331,694.00	LB
1620	08636	PRECAST PC I BEAM TYPE 5	4,149.33	LF
1625	23378EC	CONCRETE SEALING	70,549.00	SQFT
1630	25028ED	RAIL SYSTEM SINGLE SLOPE - 40 IN	528.00	LF
1635	04903	REFERENCE MARKER	40.00	EACH
1640	04904	BARRIER MOUNTING BRACKET	19.00	EACH
1645	06400	GMSS GALV STEEL TYPE A	1,662.00	LB
1650	06405	SBM ALUMINUM PANEL SIGNS	2,563.00	SQFT
1655	06406	SBM ALUM SHEET SIGNS .080 IN	260.00	SQFT



## MATERIAL SUMMARY

Project Line No	Bid Code	DESCRIPTION	Quantity	Unit
1660	06407	SBM ALUM SHEET SIGNS .125 IN	1,010.00	SQFT
1665	06410	STEEL POST TYPE 1	1,848.00	LF
1670	06412	STEEL POST MILE MARKERS	8.00	EACH
1675	06441	GMSS GALV STEEL TYPE C	21,255.00	LB
1680	06449	REM OVERHEAD SIGN SUPPORT STR	1.00	EACH
1685	06451	REMOVE SIGN SUPPORT BEAM	56.00	EACH
1690	06490	CLASS A CONCRETE FOR SIGNS	83.00	CUYD
1695	06491	STEEL REINFORCEMENT FOR SIGNS	4,924.00	LB
1700	20418ED	REMOVE & RELOCATE SIGNS	22.00	EACH
1705	20419ND	ROADWAY CROSS SECTION	34.00	EACH
1710	20912ND	BARRIER WALL POST	4.00	EACH
1715	21373ND	REMOVE SIGN	10.00	EACH
1720	21596ND	GMSS TYPE D	24.00	EACH
1725	24631EC	BARCODE SIGN INVENTORY	147.00	EACH
1730	02568	MOBILIZATION	1.00	LS
1735	02569	DEMOBILIZATION	1.00	LS
1740	04714	POLE 120 FT MTG HT HIGH MAST	8.00	EACH
1745	04761	LIGHTING CONTROL EQUIPMENT	2.00	EACH
1750	04800	MARKER	20.00	EACH
1755	04820	TRENCHING AND BACKFILLING	5,800.00	LF
1760	04860	CABLE-NO. 8/3C DUCTED	4,750.00	LF
1765	04873	POLE 45 FT WOODEN	2.00	EACH
1770	04940	REMOVE LIGHTING	1.00	LS
1775	20391NS835	ELECTRICAL JUNCTION BOX TYPE A	6.00	EACH
1780	20392NS835	ELECTRICAL JUNCTION BOX TYPE C	2.00	EACH
1785	20410ED	MAINTAIN LIGHTING	1.00	LS
1790	21543EN	BORE AND JACK CONDUIT	1,075.00	LF
1795	23161EN	POLE BASE-HIGH MAST	27.00	CUYD
1800	24749EC	HIGH MAST LED LUMINAIRE	40.00	EACH
1805	24851EC	CABLE-NO. 10/3C DUCTED	5,400.00	LF
1810	24902EC	PVC CONDUIT-3 IN-SCHEDULE 80	1,075.00	LF
1815	04820	TRENCHING AND BACKFILLING	80.00	LF
1820	04845	CABLE-NO. 14/7C	1,880.00	LF
1825	04886	MESSENGER-15400 LB	1,085.00	LF
1830	04932	INSTALL STEEL STRAIN POLE	8.00	EACH
1835	04953	TEMP RELOCATION OF SIGNAL HEAD	6.00	EACH
1840	20188NS835	INSTALL LED SIGNAL-3 SECTION	13.00	EACH
1845	20266ES835	INSTALL LED SIGNAL- 4 SECTION	2.00	EACH
1850	20390NS835	INSTALL COORDINATING UNIT	1.00	EACH
1855	23068NN	REMOVE & REINSTALL COORDINATING UNIT	1.00	EACH
1860	23157EN	TRAFFIC SIGNAL POLE BASE	36.00	CUYD
1865	24528ED	TETHER WIRE	1,085.00	LF
1870	24901EC	PVC CONDUIT-2 IN-SCHEDULE 80	160.00	LF
1875	24908EC	INSTALL SIGNAL CONTROLLER-TY ATC	2.00	EACH
1880	24955ED	REMOVE SIGNAL EQUIPMENT	1.00	EACH
1885	26119EC	INSTALL RADAR PRESENCE DETECTOR TYPE A	6.00	EACH
1890	26120EC	INSTALL RADAR ADVANCE DETECTOR TYPE B	2.00	EACH
1895	02742	TRAINEE PAYMENT REIMBURSEMENT - GROUP 2, 3, 4 OPERATOR	1,400.00	HOURL
1900	02742	TRAINEE PAYMENT REIMBURSEMENT - IRONWORK	1,400.00	HOURL

# MATERIAL SUMMARY

**CONTRACT ID: 241016**

**106GR24D016**

**DE10600642418**

I-64 REDUCE CONGESTION ON I-64 FROM 0.83 MILES EAST OF THE KY-53 INTERCHANGE TO THE KY-1790 UNDERPASS. (INCLUDES SYP NO. 05-00475.00) GRADE DRAIN & SURFACE WITH BRIDGE, A DISTANCE OF 2.3 MILES.

Project Line No	Bid Code	DESCRIPTION	Quantity	Unit
1905	00001	DGA BASE	64,026.00	TON
1910	00008	CEMENT STABILIZED ROADBED	67,890.00	SQYD
1915	00018	DRAINAGE BLANKET-TYPE II-ASPH	35,601.00	TON
1920	00100	ASPHALT SEAL AGGREGATE	473.00	TON
1925	00103	ASPHALT SEAL COAT	57.00	TON
1930	00190	LEVELING & WEDGING PG64-22	27,372.00	TON
1935	00214	CL3 ASPH BASE 1.00D PG64-22 (REVISED 11-13-24)	23,036.00	TON
1945	00219	CL4 ASPH BASE 1.00D PG76-22	22,248.00	TON
1950	00221	CL2 ASPH BASE 0.75D PG64-22	54.00	TON
1955	00301	CL2 ASPH SURF 0.38D PG64-22	90.00	TON
1960	00339	CL3 ASPH SURF 0.38D PG64-22	9,190.00	TON
1965	00342	CL4 ASPH SURF 0.38A PG76-22	16,509.00	TON
1970	00356	ASPHALT MATERIAL FOR TACK	187.00	TON
1975	00358	ASPHALT CURING SEAL	122.00	TON
1980	02542	CEMENT	1,344.00	TON
1985	02676	MOBILIZATION FOR MILL & TEXT - 5-475	1.00	LS
1990	02677	ASPHALT PAVE MILLING & TEXTURING	8,574.00	TON
1995	02702	SAND FOR BLOTTER	337.00	TON
2000	25010EC	GEOCOMPOSITE REINFORCEMENT FOR ASPHALT	7,120.00	SQYD
2005	00078	CRUSHED AGGREGATE SIZE NO 2	194.00	TON
2010	01000	PERFORATED PIPE-4 IN	47,376.00	LF
2015	01001	PERFORATED PIPE-6 IN	546.00	LF
2020	01010	NON-PERFORATED PIPE-4 IN	3,132.00	LF
2025	01011	NON-PERFORATED PIPE-6 IN	20.00	LF
2030	01015	INSPECT & CERTIFY EDGE DRAIN SYSTEM - 5-475	1.00	LS
2035	01020	PERF PIPE HEADWALL TY 1-4 IN	32.00	EACH
2040	01024	PERF PIPE HEADWALL TY 2-4 IN	10.00	EACH
2045	01028	PERF PIPE HEADWALL TY 3-4 IN	41.00	EACH
2050	01032	PERF PIPE HEADWALL TY 4-4 IN	110.00	EACH
2055	01033	PERF PIPE HEADWALL TY 4-6 IN	1.00	EACH
2060	01978	CONC MEDIAN BARRIER TYPE A TL5 56 IN	552.00	LF
2065	01982	DELINEATOR FOR GUARDRAIL MONO DIRECTIONAL WHITE	109.00	EACH
2070	01983	DELINEATOR FOR GUARDRAIL MONO DIRECTIONAL YELLOW	83.00	EACH
2075	01984	DELINEATOR FOR BARRIER - WHITE	8.00	EACH
2080	01985	DELINEATOR FOR BARRIER - YELLOW	8.00	EACH
2085	01986	DELINEATOR FOR BARRIER WALL-B/Y	7.00	EACH
2090	01987	DELINEATOR FOR GUARDRAIL BI DIRECTIONAL WHITE	19.00	EACH
2095	01990	DELINEATOR FOR BARRIER WALL-B/W	17.00	EACH
2100	02003	RELOCATE TEMP CONC BARRIER	25,199.00	LF
2105	02014	BARRICADE-TYPE III	4.00	EACH
2110	02159	TEMP DITCH	13,235.00	LF

## MATERIAL SUMMARY

Project Line No	Bid Code	DESCRIPTION	Quantity	Unit	
2115	02160	CLEAN TEMP DITCH	6,618.00	LF	
2120	02165	REMOVE PAVED DITCH	165.00	SQYD	
2125	02200	ROADWAY EXCAVATION	236,377.00	CUYD	
2130	02231	STRUCTURE GRANULAR BACKFILL	1,355.00	CUYD	
2135	02242	WATER	2,780.00	MGAL	
2140	02268	REMOVE & REPLACE FENCE	25,023.00	LF	
2145	02351	GUARDRAIL-STEEL W BEAM-S FACE	11,703.00	LF	
2150	02367	GUARDRAIL END TREATMENT TYPE 1	18.00	EACH	
2155	02369	GUARDRAIL END TREATMENT TYPE 2A	14.00	EACH	
2160	02381	REMOVE GUARDRAIL	16,333.00	LF	
2165	02469	CLEAN SINKHOLE	12.00	EACH	
2170	02471	FILL AND CAP SINKHOLE	12.00	EACH	
2175	02483	CHANNEL LINING CLASS II	177.00	TON	
2180	02484	CHANNEL LINING CLASS III	3,456.00	TON	
2185	02545	CLEARING AND GRUBBING - 119 ACRES	5-475	1.00	LS
2190	02562	TEMPORARY SIGNS	451.00	SQFT	
2195	02565	OBJECT MARKER TYPE 2	8.00	EACH	
2200	02585	EDGE KEY	174.00	LF	
2205	02602	FABRIC-GEOTEXTILE CLASS 1	5,963.00	SQYD	
2210	02603	FABRIC-GEOTEXTILE CLASS 2	1,518.00	SQYD	
2215	02650	MAINTAIN & CONTROL TRAFFIC - 5-475	1.00	LS	
2220	02671	PORTABLE CHANGEABLE MESSAGE SIGN	6.00	EACH	
2225	02697	EDGELINE RUMBLE STRIPS	71,968.00	LF	
2230	02701	TEMP SILT FENCE	13,235.00	LF	
2235	02703	SILT TRAP TYPE A	119.00	EACH	
2240	02704	SILT TRAP TYPE B	119.00	EACH	
2245	02705	SILT TRAP TYPE C	20.00	EACH	
2250	02706	CLEAN SILT TRAP TYPE A	357.00	EACH	
2255	02707	CLEAN SILT TRAP TYPE B	357.00	EACH	
2260	02708	CLEAN SILT TRAP TYPE C	60.00	EACH	
2265	02726	STAKING - 5-475	1.00	LS	
2270	02731	REMOVE STRUCTURE - REMOVE STRUCTURE GUIST CREEK BR I-64 EB	1.00	LS	
2275	02731	REMOVE STRUCTURE - REMOVE STRUCTURE GUIST CREEK BR I-64 WB	1.00	LS	
2280	02731	REMOVE STRUCTURE - REMOVE STRUCTURE KY 1790 BRIDGE	1.00	LS	
2285	02775	ARROW PANEL	2.00	EACH	
2290	02898	RELOCATE CRASH CUSHION	4.00	EACH	
2295	02998	MASONRY COATING	2,647.00	SQYD	
2300	03171	CONCRETE BARRIER WALL TYPE 9T	25,199.00	LF	
2305	05950	EROSION CONTROL BLANKET	46,385.00	SQYD	
2310	05952	TEMP MULCH	384,327.00	SQYD	
2315	05953	TEMP SEEDING AND PROTECTION	288,101.00	SQYD	
2320	05963	INITIAL FERTILIZER	13.00	TON	
2325	05964	MAINTENANCE FERTILIZER	21.00	TON	
2330	05985	SEEDING AND PROTECTION	403,801.00	SQYD	
2335	05992	AGRICULTURAL LIMESTONE	250.00	TON	
2340	06401	FLEXIBLE DELINEATOR POST-M/W	94.00	EACH	
2345	06511	PAVE STRIPING-TEMP PAINT-6 IN	189,844.00	LF	
2350	06514	PAVE STRIPING-PERM PAINT-4 IN	1,800.00	LF	

## MATERIAL SUMMARY

Project Line No	Bid Code	DESCRIPTION	Quantity	Unit
2355	06542	PAVE STRIPING-THERMO-6 IN W	44,734.00	LF
2360	06543	PAVE STRIPING-THERMO-6 IN Y	29,814.00	LF
2365	06546	PAVE STRIPING-THERMO-12 IN W	1,337.00	LF
2370	06555	PAVE STRIPING-DUR TY 1-4 IN Y	738.00	LF
2375	06556	PAVE STRIPING-DUR TY 1-6 IN W	720.00	LF
2380	06557	PAVE STRIPING-DUR TY 1-6 IN Y	480.00	LF
2385	06572	PAVE MARKING-DOTTED LANE EXTEN	110.00	LF
2390	06600	REMOVE PAVEMENT MARKER TYPE V	623.00	EACH
2395	06613	INLAID PAVEMENT MARKER-B W/R	834.00	EACH
2400	08903	CRASH CUSHION TY VI CLASS BT TL3	4.00	EACH
2405	10020NS	FUEL ADJUSTMENT	364,193.00	DOLL
2410	10030NS	ASPHALT ADJUSTMENT	439,705.00	DOLL
2415	20071EC	JOINT ADHESIVE	113,332.00	LF
2420	20191ED	OBJECT MARKER TY 3	18.00	EACH
2425	20209EP69	GRANULAR PILE CORE	2,144.00	CUYD
2430	20411ED	LAW ENFORCEMENT OFFICER	1,000.00	HOURL
2435	20418ED	REMOVE & RELOCATE SIGNS	1.00	EACH
2440	20419ND	ROADWAY CROSS SECTION	9.00	EACH
2445	20758ED	REMOVE AND RESET PERF PIPE HEADWALL	1.00	EACH
2450	21289ED	LONGITUDINAL EDGE KEY	24,233.00	LF
2455	21370ED	LONGITUDINAL SAW CUT- 6 IN	24,233.00	LF
2460	21476ED	SNOW FENCE	1,200.00	LF
2465	21587EN	REINFORCED SOIL SLOPE	29,242.00	SQFT
2470	21802EN	G/R STEEL W BEAM-S FACE (7 FT POST)	2,635.00	LF
2475	21843EN	GEOMEMBRANE LINER	2,285.00	SQYD
2480	22664EN	WATER BLASTING EXISTING STRIPE	7,142.00	LF
2485	23274EN11F	TURF REINFORCEMENT MAT 1	6,135.00	SQYD
2490	23639ED	REM SIGN BRIDGE MOUNT ATTACHMENT	1.00	EACH
2495	23875NC	REMOVE THERMOPLASTIC ARROWS	4.00	EACH
2500	23930EC	LIGHTWEIGHT CELLULAR CONCRETE FILL - (REVISED 11-6-24)	6,755.00	CUYD
2505	23931EC	EPS FOAM BLOCK - (REVISED 11-6-24)	138,663.00	CUFT
2510	24470ED	PERMEABLE PAVEMENT DRAIN	111.00	SQYD
2515	24640ED	OBJECT MARKER TYPE 1	4.00	EACH
2520	24679ED	PAVE MARK THERMO CHEVRON	5,190.00	SQFT
2525	25075EC	QUEUE PROTECTION VEHICLE	250.00	HOURL
2530	25078ED	THRIE BEAM GUARDRAIL TRANSITION TL-3	12.00	EACH
2535	25117EC	FURNISH QUEUE PROTECTION VEHICLES	16.00	MONT
2540	26136EC	PORTABLE QUEUE WARNING ALERT SYSTEM	16.00	MONT
2545	26137EC	QUEUE WARNING PCMS	96.00	MONT
2550	26138EC	QUEUE WARNING PORTABLE RADAR SENSORS	96.00	MONT
2560	00440	ENTRANCE PIPE-15 IN	28.00	LF
2565	00462	CULVERT PIPE-18 IN	150.00	LF
2570	00464	CULVERT PIPE-24 IN	91.00	LF
2575	00472	CULVERT PIPE-60 IN	4.00	LF
2580	00474	CULVERT PIPE-72 IN	4.00	LF
2585	00491	CULVERT PIPE-18 IN EQUIV	96.00	LF
2590	00521	STORM SEWER PIPE-15 IN	10.00	LF
2595	00522	STORM SEWER PIPE-18 IN	6.00	LF
2600	00524	STORM SEWER PIPE-24 IN	116.00	LF

## MATERIAL SUMMARY

Project Line No	Bid Code	DESCRIPTION	Quantity	Unit
2605	01204	PIPE CULVERT HEADWALL-18 IN	1.00	EACH
2610	01208	PIPE CULVERT HEADWALL-24 IN	3.00	EACH
2615	01310	REMOVE PIPE	108.00	LF
2620	01312	REMOVE AND RELAY PIPE	180.00	LF
2625	01370	METAL END SECTION TY 1-15 IN	2.00	EACH
2630	01440	SLOPED BOX INLET-OUTLET TYPE 1	4.00	EACH
2635	01450	S & F BOX INLET-OUTLET-18 IN	6.00	EACH
2640	01451	S & F BOX INLET-OUTLET-24 IN	4.00	EACH
2645	01480	CURB BOX INLET TYPE B	1.00	EACH
2650	01490	DROP BOX INLET TYPE 1	3.00	EACH
2655	01491	DROP BOX INLET TYPE 1 MOD	1.00	EACH
2660	01584	CAP DROP BOX INLET	2.00	EACH
2665	01585	REMOVE DROP BOX INLET	5.00	EACH
2670	01691	FLUME INLET TYPE 2	5.00	EACH
2675	01708	RECONSTRUCT CATCH BASIN	1.00	EACH
2680	01720	RECONSTRUCT INLET	1.00	EACH
2685	02607	FABRIC-GEOTEXTILE CLASS 2 FOR PIPE	1,332.00	SQYD
2690	02625	REMOVE HEADWALL	11.00	EACH
2695	02690	SAFELOADING	5.00	CUYD
2700	03260	CLEAN ROADWAY DRAINS	2.00	EACH
2705	03262	CLEAN PIPE STRUCTURE	2.00	EACH
2710	08100	CONCRETE-CLASS A	49.00	CUYD
2715	20602EC	LIGHTWEIGHT FILL	936.00	CUYD
2720	22045NN	FLUME INLET TY 2-MOD	2.00	EACH
2725	23822EC	CORED HOLE DRAINAGE BOX CON-15 IN	1.00	EACH
2730	24025EC	PIPE CULVERT HEADWALL-72 IN	1.00	EACH
2735	24814EC	PIPELINE INSPECTION	3,915.00	LF
2740	02231	STRUCTURE GRANULAR BACKFILL	480.00	CUYD
2745	03299	ARMORED EDGE FOR CONCRETE	160.00	LF
2750	08003	FOUNDATION PREPARATION	1.00	LS
2755	08019	CYCLOPEAN STONE RIP RAP	3,344.00	TON
2760	08033	TEST PILES	63.00	LF
2765	08046	PILES-STEEL HP12X53	725.00	LF
2770	08094	PILE POINTS-12 IN	30.00	EACH
2775	08100	CONCRETE-CLASS A	430.00	CUYD
2780	08104	CONCRETE-CLASS AA	611.60	CUYD
2785	08130	MECHANICAL REINF COUPLER #5	28.00	EACH
2790	08133	MECHANICAL REINF COUPLER #8	16.00	EACH
2795	08134	MECHANICAL REINF COUPLER #9	16.00	EACH
2800	08140	MECHANICAL REINF COUPLER #5 EPOXY COATED	30.00	EACH
2805	08150	STEEL REINFORCEMENT	51,624.00	LB
2810	08151	STEEL REINFORCEMENT-EPOXY COATED	157,528.00	LB
2815	08634	PRECAST PC I BEAM TYPE 4	1,872.00	LF
2820	20743ED	DRILLED SHAFT 54 IN-SOLID ROCK	140.00	LF
2825	20744ED	DRILLED SHAFT 60 IN-COMMON	110.00	LF
2830	20745ED	ROCK SOUNDINGS	120.00	LF
2835	20746ED	ROCK CORINGS	275.00	LF
2840	21320NC	CSL ACCESS TUBING (6 TUBES) - (REVISED 11-6-24)	10.00	EACH
2845	21322NC	CSL TESTING (6 TUBES)	10.00	EACH
2850	22590NN	CSL TESTING MOBILIZATION	1.00	EACH

## MATERIAL SUMMARY

Project Line No	Bid Code	DESCRIPTION	Quantity	Unit
2855	23378EC	CONCRETE SEALING	30,033.00	SQFT
2860	24405EC	MECHANICAL REINF COUPLER-#8 EPOXY COATED	18.00	EACH
2865	25028ED	RAIL SYSTEM SINGLE SLOPE - 40 IN	545.00	LF
2870	02231	STRUCTURE GRANULAR BACKFILL	362.00	CUYD
2875	03299	ARMORED EDGE FOR CONCRETE	130.00	LF
2880	08003	FOUNDATION PREPARATION	1.00	LS
2885	08019	CYCLOPEAN STONE RIP RAP	2,774.00	TON
2890	08033	TEST PILES	73.00	LF
2895	08046	PILES-STEEL HP12X53	738.00	LF
2900	08094	PILE POINTS-12 IN	26.00	EACH
2905	08100	CONCRETE-CLASS A	363.50	CUYD
2910	08104	CONCRETE-CLASS AA	480.70	CUYD
2915	08130	MECHANICAL REINF COUPLER #5	28.00	EACH
2920	08133	MECHANICAL REINF COUPLER #8	32.00	EACH
2925	08140	MECHANICAL REINF COUPLER #5 EPOXY COATED	30.00	EACH
2930	08150	STEEL REINFORCEMENT	43,722.00	LB
2935	08151	STEEL REINFORCEMENT-EPOXY COATED	113,451.00	LB
2940	08634	PRECAST PC I BEAM TYPE 4	1,431.00	LF
2945	20743ED	DRILLED SHAFT 54 IN-SOLID ROCK	140.00	LF
2950	20744ED	DRILLED SHAFT 60 IN-COMMON	100.00	LF
2955	20745ED	ROCK SOUNDINGS	109.00	LF
2960	20746ED	ROCK CORINGS	275.00	LF
2965	21320NC	CSL ACCESS TUBING (6 TUBES) - (REVISED 11-6-24)	10.00	EACH
2970	21322NC	CSL TESTING (6 TUBES)	10.00	EACH
2975	22590NN	CSL TESTING MOBILIZATION	1.00	EACH
2980	23378EC	CONCRETE SEALING	26,308.00	SQFT
2985	24405EC	MECHANICAL REINF COUPLER-#8 EPOXY COATED	18.00	EACH
2990	25028ED	RAIL SYSTEM SINGLE SLOPE - 40 IN	417.00	LF
2995	02231	STRUCTURE GRANULAR BACKFILL	265.00	CUYD
3000	03299	ARMORED EDGE FOR CONCRETE	58.00	LF
3005	08002	STRUCTURE EXCAV-SOLID ROCK	235.60	CUYD
3010	08003	FOUNDATION PREPARATION	1.00	LS
3015	08020	CRUSHED AGGREGATE SLOPE PROT	318.00	TON
3020	08033	TEST PILES	54.00	LF
3025	08039	PRE-DRILLING FOR PILES	96.00	LF
3030	08046	PILES-STEEL HP12X53	260.00	LF
3035	08094	PILE POINTS-12 IN	14.00	EACH
3040	08100	CONCRETE-CLASS A	309.30	CUYD
3045	08104	CONCRETE-CLASS AA	423.00	CUYD
3050	08150	STEEL REINFORCEMENT	54,469.00	LB
3055	08151	STEEL REINFORCEMENT-EPOXY COATED	120,877.00	LB
3060	23378EC	CONCRETE SEALING	29,090.00	SQFT
3065	24520EC	PPC I-BEAM HN 48-49	1,456.00	LF
3070	25028ED	RAIL SYSTEM SINGLE SLOPE - 40 IN	739.00	LF
3075	04903	REFERENCE MARKER	24.00	EACH
3080	06405	SBM ALUMINUM PANEL SIGNS	844.00	SQFT
3085	06406	SBM ALUM SHEET SIGNS .080 IN	22.00	SQFT
3090	06407	SBM ALUM SHEET SIGNS .125 IN	116.00	SQFT
3095	06410	STEEL POST TYPE 1	132.00	LF
3100	06412	STEEL POST MILE MARKERS	4.00	EACH

## MATERIAL SUMMARY

Project Line No	Bid Code	DESCRIPTION	Quantity	Unit
3105	06441	GMSS GALV STEEL TYPE C	2,746.00	LB
3110	06449	REM OVERHEAD SIGN SUPPORT STR	1.00	EACH
3115	06450	REM OVERHEAD STRUC CONC BASE	1.00	EACH
3120	06451	REMOVE SIGN SUPPORT BEAM	12.00	EACH
3125	06490	CLASS A CONCRETE FOR SIGNS	11.00	CUYD
3130	06491	STEEL REINFORCEMENT FOR SIGNS	808.00	LB
3135	21134ND	REMOVE-STORE AND REINSTALL SIGN	1.00	EACH
3140	21373ND	REMOVE SIGN	9.00	EACH
3145	21596ND	GMSS TYPE D	5.00	EACH
3150	24631EC	BARCODE SIGN INVENTORY	34.00	EACH
3155	02568	MOBILIZATION	1.00	LS
3160	02569	DEMOBILIZATION	1.00	LS
3165	26145EC	4 IN CONCRETE LOAD DISTRIBUTOR - (REVISED 11-6-24)	510.00	SQYD
3170	00217	CL4 ASPH BASE 1.00D PG64-22 (ADDED 11-13-24)	16,093.00	TON

**PROPOSAL BID ITEMS**

Report Date 11/13/24

**Section: 0001 - PAVING**

LINE	BID CODE	ALT	DESCRIPTION	QUANTITY	UNIT	UNIT PRIC	FP	AMOUNT
0010	00001		DGA BASE	147,134.00	TON		\$	
0020	00008		CEMENT STABILIZED ROADBED	131,573.00	SQYD		\$	
0030	00018		DRAINAGE BLANKET-TYPE II-ASPH	97,841.00	TON		\$	
0040	00100		ASPHALT SEAL AGGREGATE	1,018.00	TON		\$	
0050	00103		ASPHALT SEAL COAT	122.10	TON		\$	
0060	00190		LEVELING & WEDGING PG64-22	57,286.00	TON		\$	
0070	00194		LEVELING & WEDGING PG76-22	200.00	TON		\$	
0080	00214		CL3 ASPH BASE 1.00D PG64-22 (REV 11-13-24)	82,613.00	TON		\$	
0090	00217		CL4 ASPH BASE 1.00D PG64-22 (REV 11-13-24)	62,617.00	TON		\$	
0100	00219		CL4 ASPH BASE 1.00D PG76-22	62,514.00	TON		\$	
0110	00221		CL2 ASPH BASE 0.75D PG64-22	54.00	TON		\$	
0120	00301		CL2 ASPH SURF 0.38D PG64-22	90.00	TON		\$	
0130	00339		CL3 ASPH SURF 0.38D PG64-22	32,824.00	TON		\$	
0140	00342		CL4 ASPH SURF 0.38A PG76-22	67,772.00	TON		\$	
0150	00356		ASPHALT MATERIAL FOR TACK	435.00	TON		\$	
0160	00358		ASPHALT CURING SEAL	350.00	TON		\$	
0170	02101		CEM CONC ENT PAVEMENT-8 IN	206.00	SQYD		\$	
0180	02542		CEMENT	3,025.00	TON		\$	
0190	02676		MOBILIZATION FOR MILL & TEXT 5-22028	1.00	LS		\$	
0200	02676		MOBILIZATION FOR MILL & TEXT 5-475	1.00	LS		\$	
0210	02677		ASPHALT PAVE MILLING & TEXTURING	40,137.00	TON		\$	
0220	02702		SAND FOR BLOTTER	908.00	TON		\$	
0230	20071EC		JOINT ADHESIVE	457,736.00	LF		\$	
0240	24891EC		PAVE MOUNT INFRARED TEMP EQUIPMENT	1,700,076.00	SF		\$	
0250	24970EC		ASPHALT MATERIAL FOR TACK NON- TRACKING	108.00	TON		\$	
0260	25010EC		GEOCOMPOSITE REINFORCEMENT FOR ASPHALT	7,120.00	SQYD		\$	

**Section: 0002 - ROADWAY**

LINE	BID CODE	ALT	DESCRIPTION	QUANTITY	UNIT	UNIT PRIC	FP	AMOUNT
0270	00078		CRUSHED AGGREGATE SIZE NO 2	18,526.00	TON		\$	
0280	01000		PERFORATED PIPE-4 IN	47,376.00	LF		\$	
0290	01001		PERFORATED PIPE-6 IN	546.00	LF		\$	
0300	01010		NON-PERFORATED PIPE-4 IN	3,132.00	LF		\$	
0310	01011		NON-PERFORATED PIPE-6 IN	20.00	LF		\$	
0320	01015		INSPECT & CERTIFY EDGE DRAIN SYSTEM 5-475	1.00	LS		\$	
0330	01015		INSPECT & CERTIFY EDGE DRAIN SYSTEM 5-65.40	1.00	LS		\$	
0340	01020		PERF PIPE HEADWALL TY 1-4 IN	32.00	EACH		\$	
0350	01024		PERF PIPE HEADWALL TY 2-4 IN	10.00	EACH		\$	
0360	01028		PERF PIPE HEADWALL TY 3-4 IN	41.00	EACH		\$	
0370	01032		PERF PIPE HEADWALL TY 4-4 IN	110.00	EACH		\$	



**PROPOSAL BID ITEMS**

Report Date 11/13/24

LINE	BID CODE	ALT	DESCRIPTION	QUANTITY	UNIT	UNIT PRIC	FP	AMOUNT
0380	01033		PERF PIPE HEADWALL TY 4-6 IN	1.00	EACH		\$	
0390	01310		REMOVE PIPE	97.00	LF		\$	
0400	01584		CAP DROP BOX INLET	1.00	EACH		\$	
0410	01585		REMOVE DROP BOX INLET	3.00	EACH		\$	
0420	01690		FLUME INLET TYPE 1	1.00	EACH		\$	
0430	01691		FLUME INLET TYPE 2	6.00	EACH		\$	
0440	01978		CONC MEDIAN BARRIER TYPE A TL5 56 IN	19,854.00	LF		\$	
0450	01982		DELINEATOR FOR GUARDRAIL MONO DIRECTIONAL WHITE	275.00	EACH		\$	
0460	01983		DELINEATOR FOR GUARDRAIL MONO DIRECTIONAL YELLOW	95.00	EACH		\$	
0470	01984		DELINEATOR FOR BARRIER - WHITE	26.00	EACH		\$	
0480	01985		DELINEATOR FOR BARRIER - YELLOW	1,230.00	EACH		\$	
0490	01986		DELINEATOR FOR BARRIER WALL-B/Y	7.00	EACH		\$	
0500	01987		DELINEATOR FOR GUARDRAIL BI DIRECTIONAL WHITE	19.00	EACH		\$	
0510	01990		DELINEATOR FOR BARRIER WALL-B/W	17.00	EACH		\$	
0520	02003		RELOCATE TEMP CONC BARRIER	79,885.00	LF		\$	
0530	02014		BARRICADE-TYPE III	33.00	EACH		\$	
0540	02091		REMOVE PAVEMENT	5,810.00	SQYD		\$	
0550	02159		TEMP DITCH	23,235.00	LF		\$	
0560	02160		CLEAN TEMP DITCH	11,618.00	LF		\$	
0570	02165		REMOVE PAVED DITCH	1,182.00	SQYD		\$	
0580	02200		ROADWAY EXCAVATION	381,001.00	CUYD		\$	
0590	02231		STRUCTURE GRANULAR BACKFILL	1,355.00	CUYD		\$	
0600	02237		DITCHING	7,550.00	LF		\$	
0610	02242		WATER	4,055.00	MGAL		\$	
0620	02259		FENCE-TEMP	5,000.00	LF		\$	
0630	02262		FENCE-WOVEN WIRE TYPE 1	454.00	LF		\$	
0640	02265		REMOVE FENCE	668.00	LF		\$	
0650	02268		REMOVE & REPLACE FENCE	65,715.00	LF		\$	
0660	02351		GUARDRAIL-STEEL W BEAM-S FACE	21,978.00	LF		\$	
0670	02360		GUARDRAIL TERMINAL SECTION NO 1	3.00	EACH		\$	
0680	02367		GUARDRAIL END TREATMENT TYPE 1	28.00	EACH		\$	
0690	02369		GUARDRAIL END TREATMENT TYPE 2A	31.00	EACH		\$	
0700	02373		GUARDRAIL END TREATMENT TYPE 3	2.00	EACH		\$	
0710	02381		REMOVE GUARDRAIL	31,478.50	LF		\$	
0720	02383		REMOVE & RESET GUARDRAIL	200.00	LF		\$	
0730	02391		GUARDRAIL END TREATMENT TYPE 4A	13.00	EACH		\$	
0740	02469		CLEAN SINKHOLE	12.00	EACH		\$	
0750	02471		FILL AND CAP SINKHOLE	12.00	EACH		\$	
0760	02483		CHANNEL LINING CLASS II	3,227.00	TON		\$	
0770	02484		CHANNEL LINING CLASS III	3,456.00	TON		\$	
0780	02545		CLEARING AND GRUBBING 119 ACRES 5-475	1.00	LS		\$	
0790	02545		CLEARING AND GRUBBING 57 ACRES 5-65.4	1.00	LS		\$	
0800	02562		TEMPORARY SIGNS	4,087.00	SQFT		\$	
0810	02565		OBJECT MARKER TYPE 2	8.00	EACH		\$	
0820	02570		PROJECT CPM SCHEDULE 5-65.40	1.00	LS		\$	

**PROPOSAL BID ITEMS**

Report Date 11/13/24

LINE	BID CODE	ALT	DESCRIPTION	QUANTITY	UNIT	UNIT PRIC	FP	AMOUNT
0830	02585		EDGE KEY	264.00	LF		\$	
0840	02602		FABRIC-GEOTEXTILE CLASS 1	8,076.00	SQYD		\$	
0850	02603		FABRIC-GEOTEXTILE CLASS 2	65,067.00	SQYD		\$	
0860	02607		FABRIC-GEOTEXTILE CLASS 2 FOR PIPE	7,674.00	SQYD	\$2.00	\$	\$15,348.00
0870	02625		REMOVE HEADWALL	3.00	EACH		\$	
0880	02650		MAINTAIN & CONTROL TRAFFIC 5-22028	1.00	LS		\$	
0890	02650		MAINTAIN & CONTROL TRAFFIC 5-475	1.00	LS		\$	
0900	02650		MAINTAIN & CONTROL TRAFFIC 5-65.40	1.00	LS		\$	
0910	02651		DIVERSIONS (BY-PASS DETOURS) 5-65.40	1.00	LS		\$	
0920	02651		DIVERSIONS (BY-PASS DETOURS) 5-65.40	1.00	LS		\$	
0930	02651		DIVERSIONS (BY-PASS DETOURS) 5-65.40	1.00	LS		\$	
0940	02651		DIVERSIONS (BY-PASS DETOURS) 5-65.40	1.00	LS		\$	
0950	02653		LANE CLOSURE	8.00	EACH		\$	
0960	02654		TRUCK MOUNTED ATTENUATOR	2.00	EACH		\$	
0970	02671		PORTABLE CHANGEABLE MESSAGE SIGN	28.00	EACH		\$	
0980	02676		MOBILIZATION FOR MILL & TEXT 5-65.40	1.00	LS		\$	
0990	02690		SAFELOADING	6.90	CUYD		\$	
1000	02696		SHOULDER RUMBLE STRIPS	89,616.00	LF		\$	
1010	02697		EDGELINE RUMBLE STRIPS	150,204.00	LF		\$	
1020	02701		TEMP SILT FENCE	13,235.00	LF		\$	
1030	02703		SILT TRAP TYPE A	220.00	EACH		\$	
1040	02704		SILT TRAP TYPE B	220.00	EACH		\$	
1050	02705		SILT TRAP TYPE C	121.00	EACH		\$	
1060	02706		CLEAN SILT TRAP TYPE A	458.00	EACH		\$	
1070	02707		CLEAN SILT TRAP TYPE B	458.00	EACH		\$	
1080	02708		CLEAN SILT TRAP TYPE C	161.00	EACH		\$	
1090	02714		SHOULDERING	918.00	LF		\$	
1100	02726		STAKING 5-22028	1.00	LS		\$	
1110	02726		STAKING 5-475	1.00	LS		\$	
1120	02726		STAKING 5-65.40	1.00	LS		\$	
1130	02731		REMOVE STRUCTURE KY 53 BRIDGE	1.00	LS		\$	
1140	02731		REMOVE STRUCTURE CLEAR CREEK BRIDGE -1	1.00	LS		\$	
1150	02731		REMOVE STRUCTURE CLEAR CREEK BRIDGE-2	1.00	LS		\$	
1160	02731		REMOVE STRUCTURE KY 2861 ZARING MILL ROAD BRIDGEIPAR	1.00	LS		\$	
1170	02731		REMOVE STRUCTURE REMOVE STRUCTURE GUIST CREEK BR I-64 EB	1.00	LS		\$	

**PROPOSAL BID ITEMS**

Report Date 11/13/24

LINE	BID CODE	ALT	DESCRIPTION	QUANTITY	UNIT	UNIT PRIC	FP	AMOUNT
1180	02731		REMOVE STRUCTURE REMOVE STRUCTURE GUIST CREEK BR I-64 WB	1.00	LS		\$	
1190	02731		REMOVE STRUCTURE REMOVE STRUCTURE KY 1790 BRIDGE	1.00	LS		\$	
1200	02775		ARROW PANEL	8.00	EACH		\$	
1210	02898		RELOCATE CRASH CUSHION	11.00	EACH		\$	
1220	02998		MASONRY COATING	24,305.00	SQYD		\$	
1230	03171		CONCRETE BARRIER WALL TYPE 9T	66,699.00	LF		\$	
1240	03225		TUBULAR MARKERS	104.00	EACH		\$	
1250	04936		MAINTAIN SIGNAL OPERATION 5-65.40	1.00	LS		\$	
1260	05950		EROSION CONTROL BLANKET	110,400.00	SQYD		\$	
1270	05952		TEMP MULCH	709,478.00	SQYD		\$	
1280	05953		TEMP SEEDING AND PROTECTION	531,964.00	SQYD		\$	
1290	05963		INITIAL FERTILIZER	21.00	TON		\$	
1300	05964		MAINTENANCE FERTILIZER	34.00	TON		\$	
1310	05985		SEEDING AND PROTECTION	657,756.00	SQYD		\$	
1320	05992		AGRICULTURAL LIMESTONE	553.00	TON		\$	
1330	06401		FLEXIBLE DELINEATOR POST-M/W	302.00	EACH		\$	
1340	06404		FLEXIBLE DELINEATOR POST-M/Y	32.00	EACH		\$	
1350	06510		PAVE STRIPING-TEMP PAINT-4 IN	29,680.00	LF		\$	
1360	06511		PAVE STRIPING-TEMP PAINT-6 IN	655,389.00	LF		\$	
1370	06514		PAVE STRIPING-PERM PAINT-4 IN	1,800.00	LF		\$	
1380	06515		PAVE STRIPING-PERM PAINT-6 IN	3,124.00	LF		\$	
1390	06531		PAVE STRIPING REMOVAL-6 IN	60,984.00	LF		\$	
1400	06542		PAVE STRIPING-THERMO-6 IN W	199,337.00	LF		\$	
1410	06543		PAVE STRIPING-THERMO-6 IN Y	134,961.00	LF		\$	
1420	06546		PAVE STRIPING-THERMO-12 IN W	10,365.00	LF		\$	
1430	06549		PAVE STRIPING-TEMP REM TAPE-B	8,545.00	LF		\$	
1440	06550		PAVE STRIPING-TEMP REM TAPE-W	62,589.00	LF		\$	
1450	06551		PAVE STRIPING-TEMP REM TAPE-Y	3,267.00	LF		\$	
1460	06555		PAVE STRIPING-DUR TY 1-4 IN Y	738.00	LF		\$	
1470	06556		PAVE STRIPING-DUR TY 1-6 IN W	4,102.00	LF		\$	
1480	06557		PAVE STRIPING-DUR TY 1-6 IN Y	2,626.00	LF		\$	
1490	06568		PAVE MARKING-THERMO STOP BAR-24IN	322.00	LF		\$	
1500	06572		PAVE MARKING-DOTTED LANE EXTEN	709.00	LF		\$	
1510	06574		PAVE MARKING-THERMO CURV ARROW	65.00	EACH		\$	
1520	06576		PAVE MARKING-THERMO ONLY	6.00	EACH		\$	
1530	06578		PAVE MARKING-THERMO MERGE ARROW	4.00	EACH		\$	
1540	06588		PAVEMENT MARKER TY IVA-BY TEMP	226.00	EACH		\$	
1550	06600		REMOVE PAVEMENT MARKER TYPE V	1,642.00	EACH		\$	
1560	06610		INLAID PAVEMENT MARKER-MW	131.00	EACH		\$	
1570	06612		INLAID PAVEMENT MARKER-BY	130.00	EACH		\$	
1580	06613		INLAID PAVEMENT MARKER-B W/R	3,462.00	EACH		\$	
1590	06614		INLAID PAVEMENT MARKER-B Y/R	80.00	EACH		\$	
1600	08003		FOUNDATION PREPARATION 5-65.40	1.00	LS		\$	
1610	08903		CRASH CUSHION TY VI CLASS BT TL3	13.00	EACH		\$	
1620	10020NS		FUEL ADJUSTMENT	881,127.00	DOLL	\$1.00	\$	\$881,127.00
1630	10030NS		ASPHALT ADJUSTMENT	1,214,380.00	DOLL	\$1.00	\$	\$1,214,380.00

**PROPOSAL BID ITEMS**

Report Date 11/13/24

LINE	BID CODE	ALT	DESCRIPTION	QUANTITY	UNIT	UNIT PRIC	FP	AMOUNT
1640	20071EC		JOINT ADHESIVE	113,332.00	LF		\$	
1650	20191ED		OBJECT MARKER TY 3	45.00	EACH		\$	
1660	20209EP69		GRANULAR PILE CORE	2,144.00	CUYD		\$	
1670	20257NC		SITE PREPARATION 5-65.40	1.00	LS		\$	
1680	20411ED		LAW ENFORCEMENT OFFICER	2,800.00	HOURL		\$	
1690	20418ED		REMOVE & RELOCATE SIGNS	1.00	EACH		\$	
1700	20419ND		ROADWAY CROSS SECTION	9.00	EACH		\$	
1710	20430ED		SAW CUT	130.00	LF		\$	
1720	20432ES112		REMOVE CRASH CUSHION	6.00	EACH		\$	
1730	20757ED		PAVEMENT REPAIR	5,000.00	SQYD		\$	
1740	20758ED		REMOVE AND RESET PERF PIPE HEADWALL	26.00	EACH		\$	
1750	21289ED		LONGITUDINAL EDGE KEY	24,233.00	LF		\$	
1760	21370ED		LONGITUDINAL SAW CUT- 6 IN	67,459.00	LF		\$	
1770	21417ES717		PAVE MARK THERMO CONE CAP-SOLID YELLOW	423.00	SQFT		\$	
1780	21476ED		SNOW FENCE	1,200.00	LF		\$	
1790	21587EN		REINFORCED SOIL SLOPE	29,242.00	SQFT		\$	
1800	21590EN		SOUND BARRIER WALL	108,800.00	SQFT		\$	
1810	21802EN		G/R STEEL W BEAM-S FACE (7 FT POST)	10,147.50	LF		\$	
1820	21843EN		GEOMEMBRANE LINER	2,285.00	SQYD		\$	
1830	22664EN		WATER BLASTING EXISTING STRIPE	7,142.00	LF		\$	
1840	22880ED		BARRIER WALL TRANSITION	125.00	LF		\$	
1850	22883EN		CONCRETE WEDGE CURB	2,535.00	LF		\$	
1860	23274EN11F		TURF REINFORCEMENT MAT 1	6,135.00	SQYD		\$	
1870	23639ED		REM SIGN BRIDGE MOUNT ATTACHMENT	1.00	EACH		\$	
1880	23864EC		CHANNEL LINING CLASS III-MOD	232.00	TON		\$	
1890	23875NC		REMOVE THERMOPLASTIC ARROWS	4.00	EACH		\$	
1900	23930EC	AA1	LIGHTWEIGHT CELLULAR CONCRETE FILL (REVISED 11-6-24)	6,755.00	CUYD		\$	
1910	23931EC	AA2	EPS FOAM BLOCK (REVISED 11-6-24)	138,663.00	CUFT		\$	
1915	26145EC	AA2	4 IN CONCRETE LOAD DISTRIBUTOR (REVISED 11-6-24)	510.00	SQYD		\$	
1920	24280EC		PAVE MARK THERMO CHEVRON-48 IN	1,870.00	LF		\$	
1930	24470ED		PERMEABLE PAVEMENT DRAIN	187.00	SQYD		\$	
1940	24640ED		OBJECT MARKER TYPE 1	4.00	EACH		\$	
1950	24679ED		PAVE MARK THERMO CHEVRON	8,459.00	SQFT		\$	
1960	24683ED		PAVE MARKING-THERMO DOTTED LANE EXTEN	3,230.00	LF		\$	
1970	24689EC		PAVE MARK THERMO-WRONG WAY ARROW	5.00	EACH		\$	
1980	24814EC		PIPELINE INSPECTION	1,370.00	LF		\$	
1990	24845EC		UTILITY COORDINATION	1.00	LS		\$	
2000	25075EC		QUEUE PROTECTION VEHICLE	500.00	HOURL		\$	
2010	25078ED		THRIE BEAM GUARDRAIL TRANSITION TL-3	22.00	EACH		\$	
2020	25079ED		THRIE BEAM GUARDRAIL TRANSITION TL-2	6.00	EACH		\$	
2030	25117EC		FURNISH QUEUE PROTECTION VEHICLES	32.00	MONT		\$	
2040	26136EC		PORTABLE QUEUE WARNING ALERT SYSTEM	42.00	MONT		\$	
2050	26137EC		QUEUE WARNING PCMS	272.00	MONT		\$	
2060	26138EC		QUEUE WARNING PORTABLE RADAR SENSORS	272.00	MONT		\$	

**PROPOSAL BID ITEMS**

Report Date 11/13/24

LINE	BID CODE	ALT	DESCRIPTION	QUANTITY	UNIT	UNIT PRIC	FP	AMOUNT
2080	26228EC		ELECTRONIC DELIVERY MGMT SYSTEM	1.00	LS		\$	
2090	26237EC		CONNECTED ARROW PANEL	16.00	MON		\$	
2100	30012		MILE MARKER	2.00	EACH		\$	

**Section: 0003 - DRAINAGE**

LINE	BID CODE	ALT	DESCRIPTION	QUANTITY	UNIT	UNIT PRIC	FP	AMOUNT
2110	00440		ENTRANCE PIPE-15 IN	28.00	LF		\$	
2120	00441		ENTRANCE PIPE-18 IN	248.00	LF		\$	
2130	00461		CULVERT PIPE-15 IN	156.00	LF		\$	
2140	00462		CULVERT PIPE-18 IN	424.00	LF		\$	
2150	00464		CULVERT PIPE-24 IN	202.00	LF		\$	
2160	00466		CULVERT PIPE-30 IN	103.00	LF		\$	
2170	00468		CULVERT PIPE-36 IN	100.00	LF		\$	
2180	00469		CULVERT PIPE-42 IN	73.00	LF		\$	
2190	00472		CULVERT PIPE-60 IN	4.00	LF		\$	
2200	00474		CULVERT PIPE-72 IN	4.00	LF		\$	
2210	00491		CULVERT PIPE-18 IN EQUIV	96.00	LF		\$	
2220	00521		STORM SEWER PIPE-15 IN	446.00	LF		\$	
2230	00522		STORM SEWER PIPE-18 IN	1,028.00	LF		\$	
2240	00524		STORM SEWER PIPE-24 IN	116.00	LF		\$	
2250	00528		STORM SEWER PIPE-36 IN	8.00	LF		\$	
2260	01000		PERFORATED PIPE-4 IN	22,636.00	LF		\$	
2270	01001		PERFORATED PIPE-6 IN	31,689.00	LF		\$	
2280	01010		NON-PERFORATED PIPE-4 IN	224.00	LF		\$	
2290	01011		NON-PERFORATED PIPE-6 IN	454.00	LF		\$	
2300	01020		PERF PIPE HEADWALL TY 1-4 IN	5.00	EACH		\$	
2310	01021		PERF PIPE HEADWALL TY 1-6 IN	10.00	EACH		\$	
2320	01028		PERF PIPE HEADWALL TY 3-4 IN	9.00	EACH		\$	
2330	01029		PERF PIPE HEADWALL TY 3-6 IN	12.00	EACH		\$	
2340	01032		PERF PIPE HEADWALL TY 4-4 IN	8.00	EACH		\$	
2350	01033		PERF PIPE HEADWALL TY 4-6 IN	3.00	EACH		\$	
2360	01202		PIPE CULVERT HEADWALL-15 IN	3.00	EACH		\$	
2370	01204		PIPE CULVERT HEADWALL-18 IN	4.00	EACH		\$	
2380	01204		PIPE CULVERT HEADWALL-18 IN	1.00	EACH		\$	
2390	01208		PIPE CULVERT HEADWALL-24 IN	1.00	EACH		\$	
2400	01208		PIPE CULVERT HEADWALL-24 IN	3.00	EACH		\$	
2410	01210		PIPE CULVERT HEADWALL-30 IN	2.00	EACH		\$	
2420	01212		PIPE CULVERT HEADWALL-36 IN	2.00	EACH		\$	
2430	01214		PIPE CULVERT HEADWALL-42 IN	1.00	EACH		\$	
2440	01310		REMOVE PIPE	108.00	LF		\$	
2450	01312		REMOVE AND RELAY PIPE	180.00	LF		\$	
2460	01370		METAL END SECTION TY 1-15 IN	2.00	EACH		\$	
2470	01381		METAL END SECTION TY 2-18 IN	2.00	EACH		\$	
2480	01432		SLOPED BOX OUTLET TYPE 1-15 IN	5.00	EACH		\$	
2490	01433		SLOPED BOX OUTLET TYPE 1-18 IN	7.00	EACH		\$	
2500	01434		SLOPED BOX OUTLET TYPE 1-24 IN	1.00	EACH		\$	
2510	01440		SLOPED BOX INLET-OUTLET TYPE 1	4.00	EACH		\$	

**PROPOSAL BID ITEMS**

Report Date 11/13/24

LINE	BID CODE	ALT	DESCRIPTION	QUANTITY	UNIT	UNIT PRIC	FP	AMOUNT
2520	01450		S & F BOX INLET-OUTLET-18 IN	6.00	EACH		\$	
2530	01451		S & F BOX INLET-OUTLET-24 IN	5.00	EACH		\$	
2540	01453		S & F BOX INLET-OUTLET-36 IN	1.00	EACH		\$	
2550	01480		CURB BOX INLET TYPE B	7.00	EACH		\$	
2560	01487		CURB BOX INLET TYPE F	1.00	EACH		\$	
2570	01490		DROP BOX INLET TYPE 1	8.00	EACH		\$	
2580	01491		DROP BOX INLET TYPE 1 MOD	1.00	EACH		\$	
2590	01496		DROP BOX INLET TYPE 3	1.00	EACH		\$	
2600	01584		CAP DROP BOX INLET	2.00	EACH		\$	
2610	01585		REMOVE DROP BOX INLET	5.00	EACH		\$	
2620	01604		CONC MED BARR BOX INLET TY B2T TL5 56	2.00	EACH		\$	
2630	01624		CONC MED BARR BOX INLET TY B2 TL5 56	21.00	EACH		\$	
2640	01626		CONC MED BARR BOX INLET TY A2 TL5 56	2.00	EACH		\$	
2650	01650		JUNCTION BOX	12.00	EACH		\$	
2660	01691		FLUME INLET TYPE 2	5.00	EACH		\$	
2670	01708		RECONSTRUCT CATCH BASIN	1.00	EACH		\$	
2680	01720		RECONSTRUCT INLET	1.00	EACH		\$	
2690	01741		CORED HOLE DRAINAGE BOX CON-6 IN	26.00	EACH		\$	
2700	01756		MANHOLE TYPE A	1.00	EACH		\$	
2710	01767		MANHOLE TYPE C	1.00	EACH		\$	
2720	02607		FABRIC-GEOTEXTILE CLASS 2 FOR PIPE	1,332.00	SQYD	\$2.00	\$	\$2,664.00
2730	02625		REMOVE HEADWALL	11.00	EACH		\$	
2740	02690		SAFELOADING	5.00	CUYD		\$	
2750	03260		CLEAN ROADWAY DRAINS	2.00	EACH		\$	
2760	03262		CLEAN PIPE STRUCTURE	2.00	EACH		\$	
2770	08100		CONCRETE-CLASS A	49.00	CUYD		\$	
2780	20602EC		LIGHTWEIGHT FILL	936.00	CUYD		\$	
2790	22045NN		FLUME INLET TY 2-MOD	2.00	EACH		\$	
2800	23126EN		BORE AND JACK PIPE-18 IN	251.00	LF		\$	
2810	23822EC		CORED HOLE DRAINAGE BOX CON-15 IN	1.00	EACH		\$	
2820	24025EC		PIPE CULVERT HEADWALL-72 IN	1.00	EACH		\$	
2830	24814EC		PIPELINE INSPECTION	3,915.00	LF		\$	

**Section: 0004 - BRIDGE**

LINE	BID CODE	ALT	DESCRIPTION	QUANTITY	UNIT	UNIT PRIC	FP	AMOUNT
2840	08100		CONCRETE-CLASS A	185.50	CUYD		\$	
2850	08150		STEEL REINFORCEMENT	7,994.00	LB		\$	
2860	21935EN		REMOVE CONC MEDIAN BARRIER	147.00	LF		\$	
2870	23378EC		CONCRETE SEALING	2,285.00	SQFT		\$	

**Section: 0005 - BRIDGE-CULVERT KY-53 CLEAR CREEK TRIBUTARY 28831**

LINE	BID CODE	ALT	DESCRIPTION	QUANTITY	UNIT	UNIT PRIC	FP	AMOUNT
2880	02403		REMOVE CONCRETE MASONRY	5.00	CUYD		\$	
2890	08002		STRUCTURE EXCAV-SOLID ROCK	24.00	CUYD		\$	
2900	08003		FOUNDATION PREPARATION	1.00	LS		\$	

**PROPOSAL BID ITEMS**

Report Date 11/13/24

LINE	BID CODE	ALT	DESCRIPTION	QUANTITY	UNIT	UNIT PRIC	FP	AMOUNT
2910	08100		CONCRETE-CLASS A	64.30	CUYD		\$	
2920	08150		STEEL REINFORCEMENT	6,295.00	LB		\$	

**Section: 0006 - BRIDGE- GUIST CREEK I-64 EB**

LINE	BID CODE	ALT	DESCRIPTION	QUANTITY	UNIT	UNIT PRIC	FP	AMOUNT
2930	02231		STRUCTURE GRANULAR BACKFILL	480.00	CUYD		\$	
2940	03299		ARMORED EDGE FOR CONCRETE	160.00	LF		\$	
2950	08003		FOUNDATION PREPARATION	1.00	LS		\$	
2960	08019		CYCLOPEAN STONE RIP RAP	3,344.00	TON		\$	
2970	08033		TEST PILES	63.00	LF		\$	
2980	08046		PILES-STEEL HP12X53	725.00	LF		\$	
2990	08094		PILE POINTS-12 IN	30.00	EACH		\$	
3000	08100		CONCRETE-CLASS A	430.00	CUYD		\$	
3010	08104		CONCRETE-CLASS AA	611.60	CUYD		\$	
3020	08130		MECHANICAL REINF COUPLER #5	28.00	EACH		\$	
3030	08133		MECHANICAL REINF COUPLER #8	16.00	EACH		\$	
3040	08134		MECHANICAL REINF COUPLER #9	16.00	EACH		\$	
3050	08140		MECHANICAL REINF COUPLER #5 EPOXY COATED	30.00	EACH		\$	
3060	08150		STEEL REINFORCEMENT	51,624.00	LB		\$	
3070	08151		STEEL REINFORCEMENT-EPOXY COATED	157,528.00	LB		\$	
3080	08634		PRECAST PC I BEAM TYPE 4	1,872.00	LF		\$	
3090	20743ED		DRILLED SHAFT 54 IN-SOLID ROCK	140.00	LF		\$	
3100	20744ED		DRILLED SHAFT 60 IN-COMMON	110.00	LF		\$	
3110	20745ED		ROCK SOUNDINGS	120.00	LF		\$	
3120	20746ED		ROCK CORINGS	275.00	LF		\$	
3130	21320NC		CSL ACCESS TUBING (6 TUBES) (REVISED 11-6-24)	10.00	EACH		\$	
3140	21322NC		CSL TESTING (6 TUBES)	10.00	EACH		\$	
3150	22590NN		CSL TESTING MOBILIZATION	1.00	EACH		\$	
3160	23378EC		CONCRETE SEALING	30,033.00	SQFT		\$	
3170	24405EC		MECHANICAL REINF COUPLER-#8 EPOXY COATED	18.00	EACH		\$	
3180	25028ED		RAIL SYSTEM SINGLE SLOPE - 40 IN	545.00	LF		\$	

**Section: 0007 - BRIDGE- KY-53 MT. EDEN RD 26319**

LINE	BID CODE	ALT	DESCRIPTION	QUANTITY	UNIT	UNIT PRIC	FP	AMOUNT
3190	01643		JUNCTION BOX-24 IN	4.00	EACH		\$	
3200	02220		FLOWABLE FILL	315.00	CUYD		\$	
3210	03299		ARMORED EDGE FOR CONCRETE	185.00	LF		\$	
3220	08002		STRUCTURE EXCAV-SOLID ROCK	318.00	CUYD		\$	
3230	08003		FOUNDATION PREPARATION	1.00	LS		\$	
3240	08020		CRUSHED AGGREGATE SLOPE PROT	585.00	TON		\$	
3250	08033		TEST PILES	47.00	LF		\$	
3260	08039		PRE-DRILLING FOR PILES	330.00	LF		\$	
3270	08050		PILES-STEEL HP14X73	333.00	LF		\$	

**PROPOSAL BID ITEMS**

Report Date 11/13/24

LINE	BID CODE	ALT	DESCRIPTION	QUANTITY	UNIT	UNIT PRIC	FP	AMOUNT
3280	08100		CONCRETE-CLASS A	539.20	CUYD		\$	
3290	08104		CONCRETE-CLASS AA	948.70	CUYD		\$	
3300	08130		MECHANICAL REINF COUPLER #5	32.00	EACH		\$	
3310	08133		MECHANICAL REINF COUPLER #8	16.00	EACH		\$	
3320	08135		MECHANICAL REINF COUPLER #10	72.00	EACH		\$	
3330	08150		STEEL REINFORCEMENT	103,299.00	LB		\$	
3340	08151		STEEL REINFORCEMENT-EPOXY COATED	319,912.00	LB		\$	
3350	08160		STRUCTURAL STEEL LB	1.00	LS		\$	
3360	08634		PRECAST PC I BEAM TYPE 4	2,825.00	LF		\$	
3370	20391NS835		ELECTRICAL JUNCTION BOX TYPE A	4.00	EACH		\$	
3380	23378EC		CONCRETE SEALING	48,580.00	SQFT		\$	
3390	24902EC		PVC CONDUIT-3 IN-SCHEDULE 80	598.00	LF		\$	
3400	25028ED		RAIL SYSTEM SINGLE SLOPE - 40 IN	574.00	LF		\$	

**Section: 0008 - BRIDGE- GUIST CREEK I-64 WB**

LINE	BID CODE	ALT	DESCRIPTION	QUANTITY	UNIT	UNIT PRIC	FP	AMOUNT
3410	02231		STRUCTURE GRANULAR BACKFILL	362.00	CUYD		\$	
3420	03299		ARMORED EDGE FOR CONCRETE	130.00	LF		\$	
3430	08003		FOUNDATION PREPARATION	1.00	LS		\$	
3440	08019		CYCLOPEAN STONE RIP RAP	2,774.00	TON		\$	
3450	08033		TEST PILES	73.00	LF		\$	
3460	08046		PILES-STEEL HP12X53	738.00	LF		\$	
3470	08094		PILE POINTS-12 IN	26.00	EACH		\$	
3480	08100		CONCRETE-CLASS A	363.50	CUYD		\$	
3490	08104		CONCRETE-CLASS AA	480.70	CUYD		\$	
3500	08130		MECHANICAL REINF COUPLER #5	28.00	EACH		\$	
3510	08133		MECHANICAL REINF COUPLER #8	32.00	EACH		\$	
3520	08140		MECHANICAL REINF COUPLER #5 EPOXY COATED	30.00	EACH		\$	
3530	08150		STEEL REINFORCEMENT	43,722.00	LB		\$	
3540	08151		STEEL REINFORCEMENT-EPOXY COATED	113,451.00	LB		\$	
3550	08634		PRECAST PC I BEAM TYPE 4	1,431.00	LF		\$	
3560	20743ED		DRILLED SHAFT 54 IN-SOLID ROCK	140.00	LF		\$	
3570	20744ED		DRILLED SHAFT 60 IN-COMMON	100.00	LF		\$	
3580	20745ED		ROCK SOUNDINGS	109.00	LF		\$	
3590	20746ED		ROCK CORINGS	275.00	LF		\$	
3600	21320NC		CSL ACCESS TUBING (6 TUBES) (REVISED 11-6-24)	10.00	EACH		\$	
3610	21322NC		CSL TESTING (6 TUBES)	10.00	EACH		\$	
3620	22590NN		CSL TESTING MOBILIZATION	1.00	EACH		\$	
3630	23378EC		CONCRETE SEALING	26,308.00	SQFT		\$	
3640	24405EC		MECHANICAL REINF COUPLER-#8 EPOXY COATED	18.00	EACH		\$	
3650	25028ED		RAIL SYSTEM SINGLE SLOPE - 40 IN	417.00	LF		\$	

**Section: 0009 - BRIDGE-KY-2861 ZARING MILL ROAD 26321**



**PROPOSAL BID ITEMS**

Report Date 11/13/24

LINE	BID CODE	ALT	DESCRIPTION	QUANTITY	UNIT	UNIT PRIC	FP	AMOUNT
3660	02220		FLOWABLE FILL	130.00	CUYD		\$	
3670	03299		ARMORED EDGE FOR CONCRETE	73.00	LF		\$	
3680	08002		STRUCTURE EXCAV-SOLID ROCK	81.00	CUYD		\$	
3690	08003		FOUNDATION PREPARATION	1.00	LS		\$	
3700	08020		CRUSHED AGGREGATE SLOPE PROT	220.00	TON		\$	
3710	08033		TEST PILES	43.00	LF		\$	
3720	08039		PRE-DRILLING FOR PILES	118.00	LF		\$	
3730	08051		PILES-STEEL HP14X89	98.00	LF		\$	
3740	08100		CONCRETE-CLASS A	142.50	CUYD		\$	
3750	08104		CONCRETE-CLASS AA	358.60	CUYD		\$	
3760	08150		STEEL REINFORCEMENT	21,814.00	LB		\$	
3770	08151		STEEL REINFORCEMENT-EPOXY COATED	103,796.00	LB		\$	
3780	23378EC		CONCRETE SEALING	23,713.00	SQFT		\$	
3790	24383EC		PC I-BEAM TY NH 66 61-HYBRID	1,064.70	LF		\$	
3800	25028ED		RAIL SYSTEM SINGLE SLOPE - 40 IN	538.00	LF		\$	

**Section: 0010 - BRIDGE- KY 1790**

LINE	BID CODE	ALT	DESCRIPTION	QUANTITY	UNIT	UNIT PRIC	FP	AMOUNT
3810	02231		STRUCTURE GRANULAR BACKFILL	265.00	CUYD		\$	
3820	03299		ARMORED EDGE FOR CONCRETE	58.00	LF		\$	
3830	08002		STRUCTURE EXCAV-SOLID ROCK	235.60	CUYD		\$	
3840	08003		FOUNDATION PREPARATION	1.00	LS		\$	
3850	08020		CRUSHED AGGREGATE SLOPE PROT	318.00	TON		\$	
3860	08033		TEST PILES	54.00	LF		\$	
3870	08039		PRE-DRILLING FOR PILES	96.00	LF		\$	
3880	08046		PILES-STEEL HP12X53	260.00	LF		\$	
3890	08094		PILE POINTS-12 IN	14.00	EACH		\$	
3900	08100		CONCRETE-CLASS A	309.30	CUYD		\$	
3910	08104		CONCRETE-CLASS AA	423.00	CUYD		\$	
3920	08150		STEEL REINFORCEMENT	54,469.00	LB		\$	
3930	08151		STEEL REINFORCEMENT-EPOXY COATED	120,877.00	LB		\$	
3940	23378EC		CONCRETE SEALING	29,090.00	SQFT		\$	
3950	24520EC		PPC I-BEAM HN 48-49	1,456.00	LF		\$	
3960	25028ED		RAIL SYSTEM SINGLE SLOPE - 40 IN	739.00	LF		\$	

**Section: 0011 - BRIDGE-KY-53 CLEAR CREEK 26318**

LINE	BID CODE	ALT	DESCRIPTION	QUANTITY	UNIT	UNIT PRIC	FP	AMOUNT
3970	02231		STRUCTURE GRANULAR BACKFILL	904.00	CUYD		\$	
3980	03299		ARMORED EDGE FOR CONCRETE	288.00	LF		\$	
3990	08002		STRUCTURE EXCAV-SOLID ROCK	350.00	CUYD		\$	
4000	08003		FOUNDATION PREPARATION	1.00	LS		\$	
4010	08019		CYCLOPEAN STONE RIP RAP	1,024.00	TON		\$	
4020	08020		CRUSHED AGGREGATE SLOPE PROT	685.00	TON		\$	
4030	08033		TEST PILES	69.00	LF		\$	
4040	08039		PRE-DRILLING FOR PILES	263.00	LF		\$	

**PROPOSAL BID ITEMS**

Report Date 11/13/24

LINE	BID CODE	ALT	DESCRIPTION	QUANTITY	UNIT	UNIT PRIC	FP	AMOUNT
4050	08050		PILES-STEEL HP14X73	1,254.00	LF		\$	
4060	08095		PILE POINTS-14 IN	46.00	EACH		\$	
4070	08100		CONCRETE-CLASS A	1,219.10	CUYD		\$	
4080	08104		CONCRETE-CLASS AA	1,416.70	CUYD		\$	
4090	08130		MECHANICAL REINF COUPLER #5	48.00	EACH		\$	
4100	08133		MECHANICAL REINF COUPLER #8	80.00	EACH		\$	
4110	08134		MECHANICAL REINF COUPLER #9	32.00	EACH		\$	
4120	08150		STEEL REINFORCEMENT	239,801.00	LB		\$	
4130	08151		STEEL REINFORCEMENT-EPOXY COATED	331,694.00	LB		\$	
4140	08636		PRECAST PC I BEAM TYPE 5	4,149.33	LF		\$	
4150	23378EC		CONCRETE SEALING	70,549.00	SQFT		\$	
4160	25028ED		RAIL SYSTEM SINGLE SLOPE - 40 IN	528.00	LF		\$	

**Section: 0012 - SIGNING**

LINE	BID CODE	ALT	DESCRIPTION	QUANTITY	UNIT	UNIT PRIC	FP	AMOUNT
4170	04903		REFERENCE MARKER	64.00	EACH		\$	
4180	04904		BARRIER MOUNTING BRACKET	19.00	EACH		\$	
4190	06400		GMSS GALV STEEL TYPE A	1,662.00	LB		\$	
4200	06405		SBM ALUMINUM PANEL SIGNS	3,407.00	SQFT		\$	
4210	06406		SBM ALUM SHEET SIGNS .080 IN	282.00	SQFT		\$	
4220	06407		SBM ALUM SHEET SIGNS .125 IN	1,126.00	SQFT		\$	
4230	06410		STEEL POST TYPE 1	1,980.00	LF		\$	
4240	06412		STEEL POST MILE MARKERS	12.00	EACH		\$	
4250	06441		GMSS GALV STEEL TYPE C	24,001.00	LB		\$	
4260	06449		REM OVERHEAD SIGN SUPPORT STR	2.00	EACH		\$	
4270	06450		REM OVERHEAD STRUC CONC BASE	1.00	EACH		\$	
4280	06451		REMOVE SIGN SUPPORT BEAM	68.00	EACH		\$	
4290	06490		CLASS A CONCRETE FOR SIGNS	94.00	CUYD		\$	
4300	06491		STEEL REINFORCEMENT FOR SIGNS	5,732.00	LB		\$	
4310	20418ED		REMOVE & RELOCATE SIGNS	22.00	EACH		\$	
4320	20419ND		ROADWAY CROSS SECTION	34.00	EACH		\$	
4330	20912ND		BARRIER WALL POST	4.00	EACH		\$	
4340	21134ND		REMOVE-STORE AND REINSTALL SIGN	1.00	EACH		\$	
4350	21373ND		REMOVE SIGN	19.00	EACH		\$	
4360	21596ND		GMSS TYPE D	29.00	EACH		\$	
4370	24631EC		BARCODE SIGN INVENTORY	181.00	EACH		\$	

**Section: 0013 - SIGNALIZATION**

LINE	BID CODE	ALT	DESCRIPTION	QUANTITY	UNIT	UNIT PRIC	FP	AMOUNT
4380	04820		TRENCHING AND BACKFILLING	80.00	LF		\$	
4390	04845		CABLE-NO. 14/7C	1,880.00	LF		\$	
4400	04886		MESSENGER-15400 LB	1,085.00	LF		\$	
4410	04932		INSTALL STEEL STRAIN POLE	8.00	EACH		\$	
4420	04953		TEMP RELOCATION OF SIGNAL HEAD	6.00	EACH		\$	
4430	20188NS835		INSTALL LED SIGNAL-3 SECTION	13.00	EACH		\$	

**PROPOSAL BID ITEMS**

Report Date 11/13/24

LINE	BID CODE	ALT	DESCRIPTION	QUANTITY	UNIT	UNIT PRIC	FP	AMOUNT
4440	20266ES835		INSTALL LED SIGNAL- 4 SECTION	2.00	EACH		\$	
4450	20390NS835		INSTALL COORDINATING UNIT	1.00	EACH		\$	
4460	23068NN		REMOVE & REINSTALL COORDINATING UNIT	1.00	EACH		\$	
4470	23157EN		TRAFFIC SIGNAL POLE BASE	36.00	CUYD		\$	
4480	24528ED		TETHER WIRE	1,085.00	LF		\$	
4490	24901EC		PVC CONDUIT-2 IN-SCHEDULE 80	160.00	LF		\$	
4500	24908EC		INSTALL SIGNAL CONTROLLER-TY ATC	2.00	EACH		\$	
4510	24955ED		REMOVE SIGNAL EQUIPMENT	1.00	EACH		\$	
4520	26119EC		INSTALL RADAR PRESENCE DETECTOR TYPE A	6.00	EACH		\$	
4530	26120EC		INSTALL RADAR ADVANCE DETECTOR TYPE B	2.00	EACH		\$	

**Section: 0014 - LIGHTING**

LINE	BID CODE	ALT	DESCRIPTION	QUANTITY	UNIT	UNIT PRIC	FP	AMOUNT
4540	04714		POLE 120 FT MTG HT HIGH MAST	8.00	EACH		\$	
4550	04761		LIGHTING CONTROL EQUIPMENT	2.00	EACH		\$	
4560	04800		MARKER	20.00	EACH		\$	
4570	04820		TRENCHING AND BACKFILLING	5,800.00	LF		\$	
4580	04860		CABLE-NO. 8/3C DUCTED	4,750.00	LF		\$	
4590	04873		POLE 45 FT WOODEN	2.00	EACH		\$	
4600	04940		REMOVE LIGHTING	1.00	LS		\$	
4610	20391NS835		ELECTRICAL JUNCTION BOX TYPE A	6.00	EACH		\$	
4620	20392NS835		ELECTRICAL JUNCTION BOX TYPE C	2.00	EACH		\$	
4630	20410ED		MAINTAIN LIGHTING	1.00	LS		\$	
4640	21543EN		BORE AND JACK CONDUIT	1,075.00	LF		\$	
4650	23161EN		POLE BASE-HIGH MAST	27.00	CUYD		\$	
4660	24749EC		HIGH MAST LED LUMINAIRE	40.00	EACH		\$	
4670	24851EC		CABLE-NO. 10/3C DUCTED	5,400.00	LF		\$	
4680	24902EC		PVC CONDUIT-3 IN-SCHEDULE 80	1,075.00	LF		\$	

**Section: 0015 - TRAFFIC LOOPS**

LINE	BID CODE	ALT	DESCRIPTION	QUANTITY	UNIT	UNIT PRIC	FP	AMOUNT
4690	04793		CONDUIT-1 1/4 IN	80.00	LF		\$	
4700	04795		CONDUIT-2 IN	20.00	LF		\$	
4710	04820		TRENCHING AND BACKFILLING	90.00	LF		\$	
4720	04829		PIEZOELECTRIC SENSOR	6.00	EACH		\$	
4730	04830		LOOP WIRE	2,650.00	LF		\$	
4740	04895		LOOP SAW SLOT AND FILL	600.00	LF		\$	
4750	20359NN		GALVANIZED STEEL CABINET	2.00	EACH		\$	
4760	20360ES818		WOOD POST	4.00	EACH		\$	
4770	20391NS835		ELECTRICAL JUNCTION BOX TYPE A	2.00	EACH		\$	

**Section: 0016 - TRAINERS**

### PROPOSAL BID ITEMS

Report Date 11/13/24

**SECTION: 0010 - TRAINEES**

LINE	BID CODE	ALT	DESCRIPTION	QUANTITY	UNIT	UNIT PRIC	FP	AMOUNT
4780	02742		TRAINEE PAYMENT REIMBURSEMENT GROUP 2, 3, 4 OPERATOR	1,400.00	HOUR		\$	
4790	02742		TRAINEE PAYMENT REIMBURSEMENT IRONWORK	1,400.00	HOUR		\$	

**Section: 0017 - DEMOBILIZATION &/OR MOBILIZATION**

LINE	BID CODE	ALT	DESCRIPTION	QUANTITY	UNIT	UNIT PRIC	FP	AMOUNT
4800	02568		MOBILIZATION	1.00	LS		\$	
4810	02569		DEMOBILIZATION	1.00	LS		\$	



# TYPICAL SECTIONS I-64 WIDENING DETAILS - BEGIN STATION TYPICAL

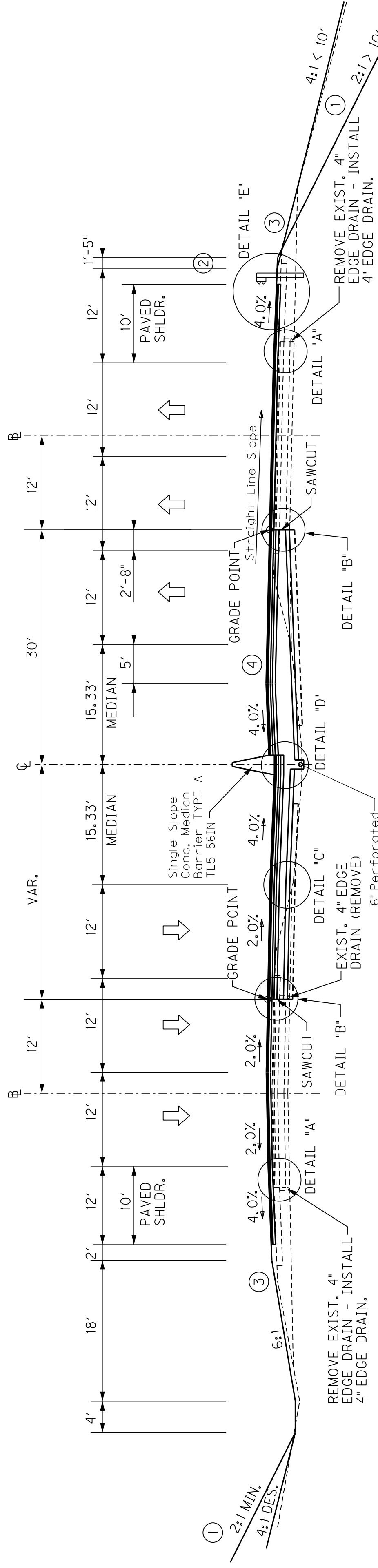
## PAVEMENT DESIGN

- TRAFFIC LANES (FULL DEPTH)  
 8.00" CEMENT TREATED SUBGRADE  
 4.00" DGA BASE  
 10.00" ASPH. TREATED DRAINAGE BLANKET - (TYPE II ASPHALT (VARIABLE))  
 4.50" CL4 ASPHALT BASE 1.00 PG64-22  
 3.25" CL4 ASPHALT BASE 1.00 PG64-22  
 1.50" CL4 ASPHALT SURFACE 0.38A PG76-22  
 1.50" CL4 ASPHALT SURFACE 0.38A PG76-22  
 MEDIAN SHOULDER (FULL DEPTH)  
 8.00" CEMENT TREATED SUBGRADE  
 6.00" DGA BASE  
 10.00" ASPH. TREATED DRAINAGE BLANKET - (TYPE II ASPHALT (VARIABLE))  
 4.50" CL3 ASPHALT BASE 1.00 PG64-22  
 3.25" CL3 ASPHALT BASE 1.00 PG64-22  
 1.50" CL3 ASPHALT SURFACE 0.38D PG64-22  
 1.50" CL3 ASPHALT SURFACE 0.38D PG64-22  
 EXISTING TRAFFIC LANES RESURFACE  
 1.50" CL4 ASPHALT SURFACE 0.38A PG76-22  
 1.50" CL4 ASPHALT SURFACE 0.38A PG76-22  
 3.50" CL4 ASPHALT BASE 1.00 PG76-22  
 LEVELING & WEDGING PG64-22  
 EXISTING SHOULDER (RESURFACE)  
 1.50" CL3 ASPHALT SURFACE 0.38D PG64-22  
 1.50" CL3 ASPHALT SURFACE 0.38D PG64-22  
 3.50" CL3 ASPHALT BASE 1.00 PG64-22  
 LEVELING & WEDGING PG64-22

### NOTES :

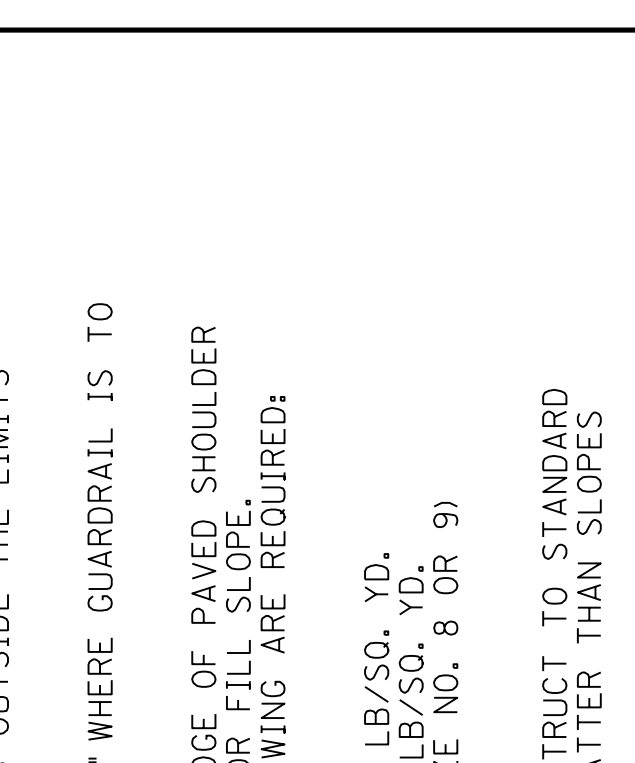

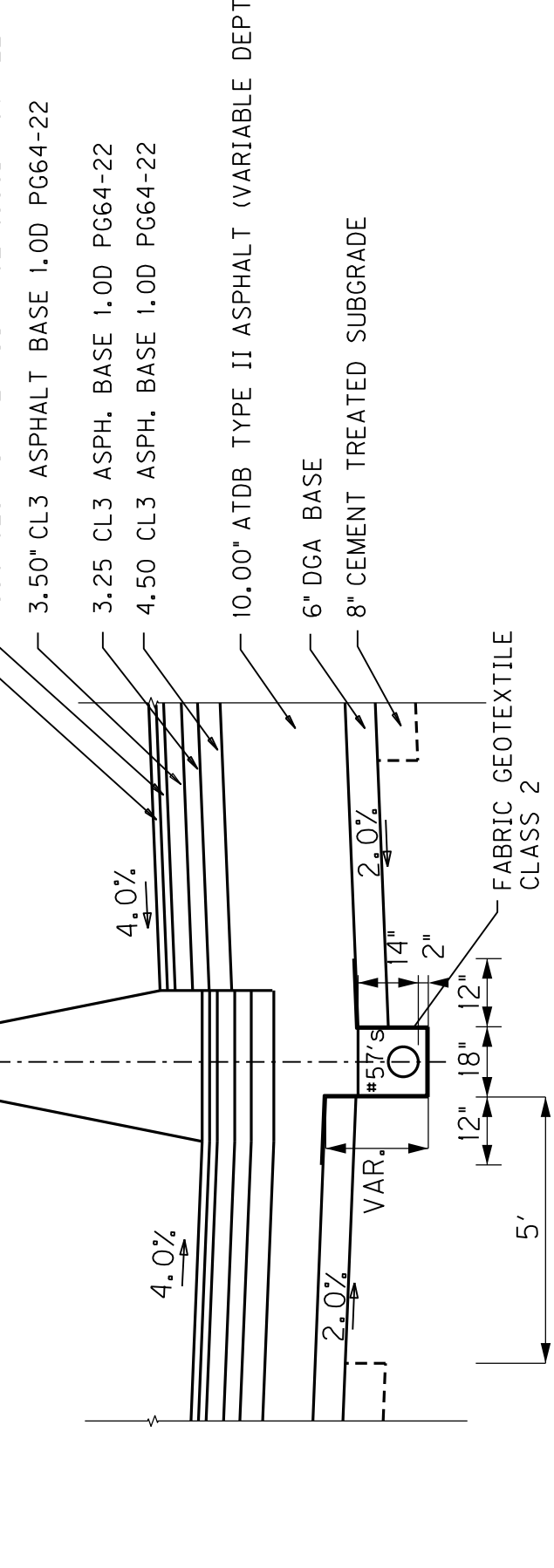
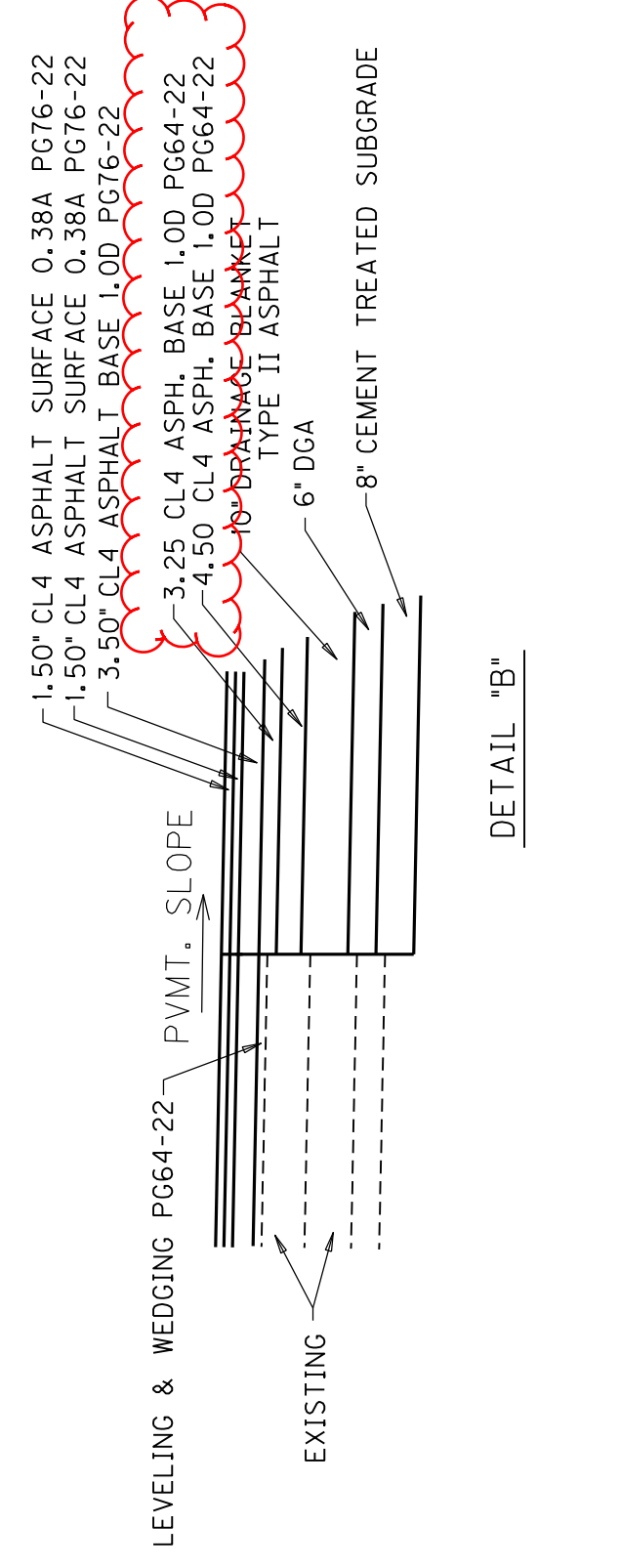
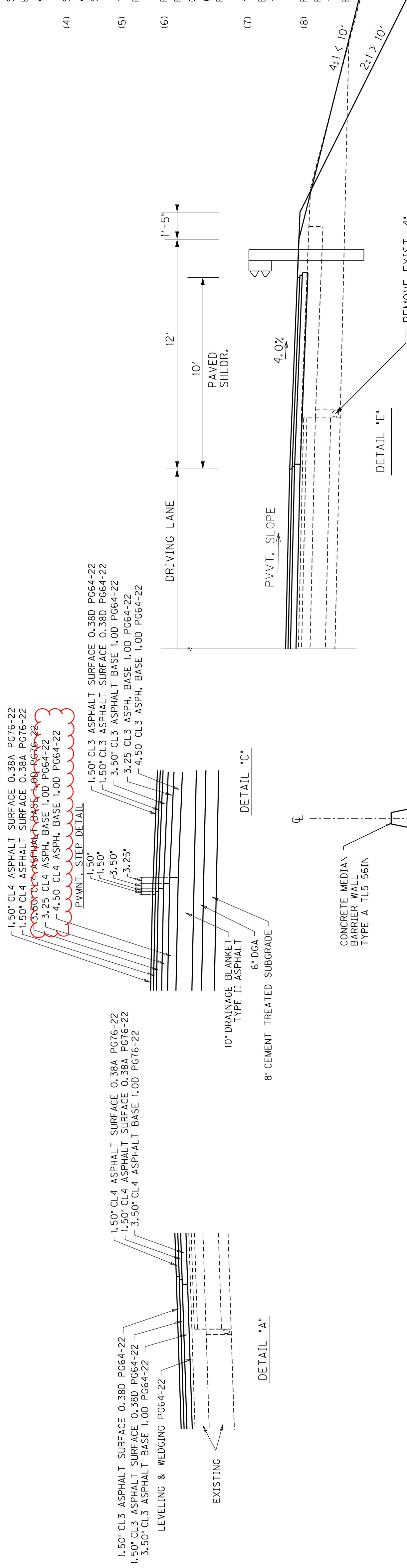
- REMOVE EXISTING ASPHALT SHOULDER PAVEMENT , DGA , AND EDGE DRAIN TO RECEIVE NEW MEDIAN PAVEMENT. ALL MATERIALS REMOVED , EXCLUDING THE PIPE AND HEADWALLS, MAY BE USED IN THE BOTTOM LIFT OF SUBGRADE FILL FOR THE NEW MEDIAN IN LIEU OF BORROW MATERIAL.
- EXISTING LONGITUDINAL EDGE DRAINS THROUGH WIDENED AREAS AND ON OUTSIDE EDGE OF EXISTING PAVEMENT SHALL BE REMOVED AND NEW EDGE DRAINS CONSTRUCTED AS SHOWN IN THE DETAILS FOR THE PROJECT.
- ALL LONGITUDINAL PIPE DRAINAGE SYSTEMS FOR THE PAVEMENT DRAINAGE BLANKET SHALL BE OUTLETED TO A HEADWALL OR MEDIAN BOX INLET. OUTLETS SHALL BE IN FILL SECTION WHENEVER POSSIBLE. OUTLET SPACING FOR THE 4" PIPE ON THE OUTSIDE EDGE OF EXIST. PWT. SHALL NOT EXCEED 500 FEET EXCEPT GRADES 1% OR LESS , THEN THE SPACING SHALL NOT EXCEED 250 FEET. OUTLET SPACING FOR 6" PERFORATED PIPE SHALL NOT EXCEED 1000 FEET. ALL SAGS SHALL HAVE AN OUTLET.
- SHIFTING THE PROPOSED CROWN 2' - 8' FROM THE EXISTING SHALL BE DONE USING A LEVELING AND WEDGING COURSE. CORRECTING ANY IRREGULARITIES IN THE EXISTING PAVEMENT PROFILES SHALL ALSO BE INCORPORATED INTO THIS LEVELING AND WEDGING COURSE.
- THE INSPECTION AND CERTIFICATION OF THE EDGE DRAIN SYSTEM SHALL BE DONE AFTER THE PROJECT HAS BEEN COMPLETED, NOT AT THE COMPLETION OF THE EDGE DRAIN SYSTEM.
- FABRIC GEOTEXTILE CLASS 2 AND CRUSHED AGGREGATE SIZE NO. 57 ARE INCIDENTAL TO PERFORATED PIPE-4" OR PERFORATED PIPE-6" AS APPLICABLE. REMOVAL OF EXISTING EDGE DRAIN ON OUTSIDE SHOULDER SHALL BE INCLUDED IN THE UNIT PRICE BID FOR NEW PERFORATED PIPE. WASTE THE EXISTING UNDERDRAIN PIPE. HEADWALLS SHALL BE REUSED IF POSSIBLE AND PAID FOR UNDER BID ITEM "REMOVE & RESET EXIST. PERF. PIPE HOWL."
- THE EXISTING INSIDE SHOULDER SHALL BE SAW CUT A MINIMUM OF 6" DEEP FOR THE ENTIRE LENGTH OF THE PROJECT IN ORDER TO FORM A SMOOTH ABUTTING JOINT FOR THE MEDIAN OR INSIDE LANE WIDENING. PAYMENT SHALL BE "LONGITUDINAL SAW CUT - 6 INCH." FOR SUPERELEVATED SECTIONS, CONSTRUCT THE DGA AND CEMENT TREATED SUBGRADE FOR WIDENING TO THE INSIDE SO AS TO PROVIDE POSITIVE DRAINAGE (2% OR GREATER TO THE 6 INCH PERFORATED PIPE IN THE MEDIAN, OR TO THE 4 INCH PERFORATED PIPE EDGE DRAINS ON INSIDE SHOULDERS.

- SEE CROSS SECTIONS FOR SLOPES OUTSIDE THE LIMITS OF THE SHOULDERS.
- SHOULDER SHALL BE WIDENED 1'-5" WHERE GUARDRAIL IS TO BE INSTALLED.
- ASPHALT SEAL REQUIRED FROM EDGE OF PAVED SHOULDER TO A POINT 2' DOWN THE DITCH OR FILL SLOPE. TWO APPLICATIONS OF THE FOLLOWING ARE REQUIRED:  
 ASPHALT SEAL COAT 2.4 LB/SO. YD.  
 ASPHALT SEAL AGGREGATE 20 LB/SO. YD. (SIZE NO. 8 OR 9)
- SUPERELEVATED SHOULDERS, CONSTRUCT TO STANDARD SUPERELEVATION EXCEPT NOT FLATTER THAN SLOPES INDICATED FOR NORMAL SLOPES.



### SUPERELEVATED SECTION EASTBOUND I-64

EB STA. 2448+23.00 TO STA. EB 2453+68.53









# TYPICAL SECTIONS DETAILS & PAVEMENT DESIGN

## I-64 MAINLINE

### TRAFFIC LANES (FULL DEPTH)

- 8.00' CEMENT TREATED SUBGRADE
- 6.00' DGA BASE
- 10.00' ASPH. TREATED DRAINAGE BLANKET-(TYPE II ASPHALT)(VARIABLE)
- 4.50' CL4 ASPHALT BASE 1.00 PG64-22
- 3.25' CL4 ASPHALT BASE 1.00 PG64-22
- 3.50' CL4 ASPHALT BASE 1.00 PG76-22
- 1.50' CL4 ASPHALT SURFACE 0.38A PG76-22

### EXISTING TRAFFIC LANES RESURFACE

- 1.50' CL4 ASPHALT SURFACE 0.38A PG76-22
- 1.50' CL4 ASPHALT SURFACE 0.38A PG76-22
- 3.50' CL4 ASPHALT BASE 1.00 PG76-22
- LEVELING & WEDGING PG64-22

### MEDIAN SHOULDER (FULL DEPTH)

- 8.00' CEMENT TREATED SUBGRADE
- 6.00' DGA BASE
- 10.00' ASPH. TREATED DRAINAGE BLANKET-(TYPE II ASPHALT)(VARIABLE)
- 4.50' CL3 ASPHALT BASE 1.00 PG64-22
- 3.25' CL3 ASPHALT BASE 1.00 PG64-22
- 3.50' CL3 ASPHALT SURFACE 0.38A PG64-22
- 1.50' CL3 ASPHALT SURFACE 0.38D PG64-22

### EXISTING SHOULDER RESURFACE

- 1.50' CL3 ASPHALT SURFACE 0.38D PG64-22
- 1.50' CL3 ASPHALT SURFACE 0.38D PG64-22
- LEVELING & WEDGING PG64-22

### LONGITUDINAL DRAINAGE (MEDIAN)

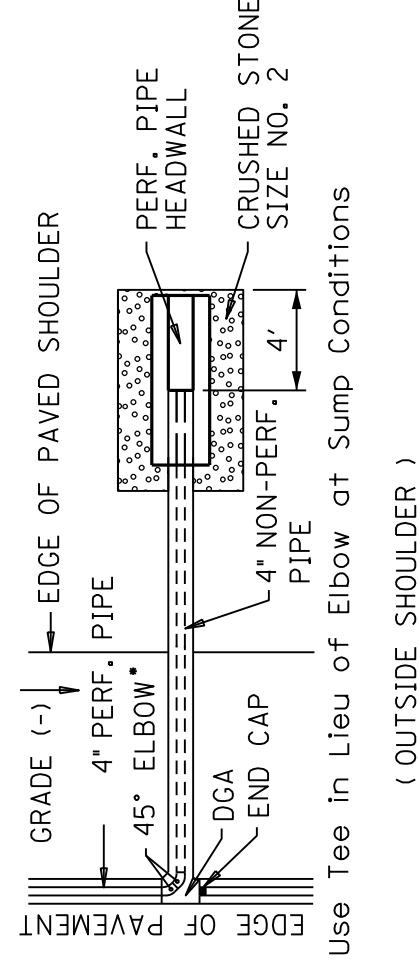
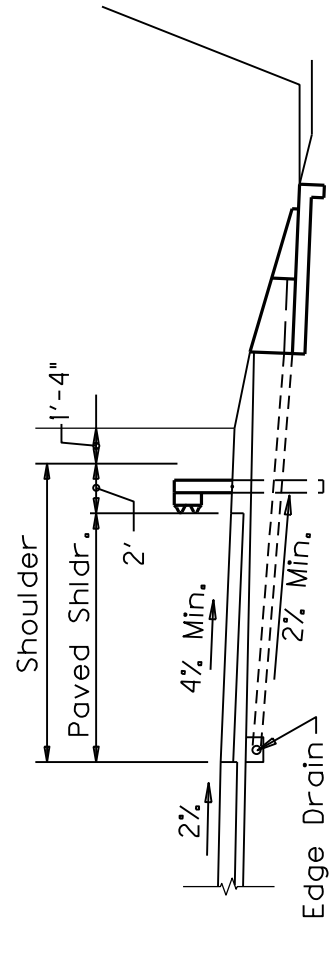
- PERFORATED PIPE - 6"
  - INSPECT & CERTIFY EDGE DRAIN SYSTEM
- | LIN. FT. | LP. SUM |
|----------|---------|
|          |         |

### LONGITUDINAL PAVEMENT EDGE DRAINS (SHOULDER)

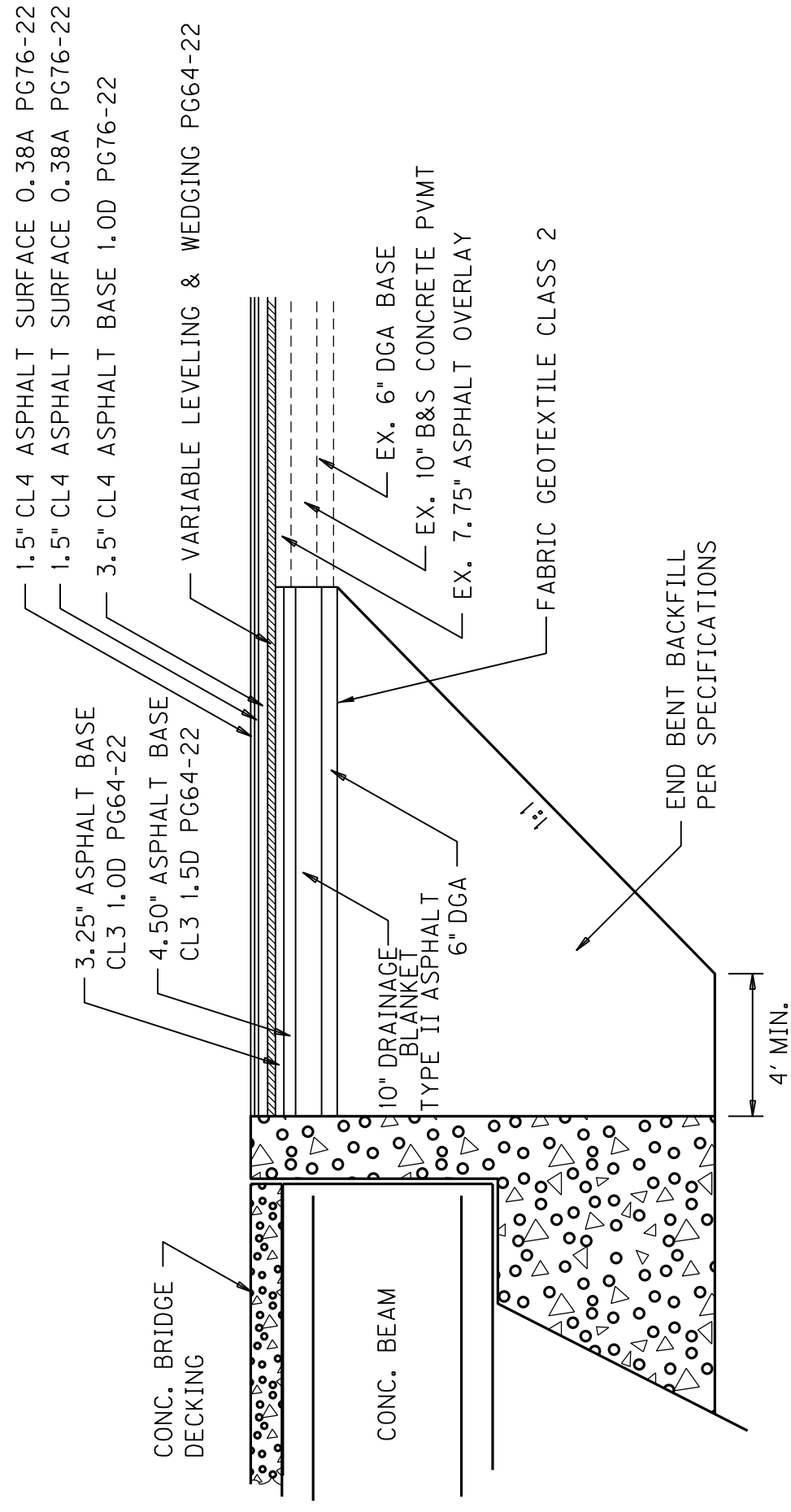
- PERFORATED PIPE-4"
  - NON-PERFORATED PIPE-4"
  - CRUSHED AGGREGATE SIZE NO. 2
  - EDGE DRAIN OUTLET HEADWALLS
  - INSPECT & CERTIFY EDGE DRAIN SYSTEM
- | LIN. FT. | TON (Est. @ One Per Outlet) | LP. SUM |
|----------|-----------------------------|---------|
|          |                             |         |

### LONGITUDINAL PAVEMENT EDGE DRAIN - REPLACE EXISTING

(Perforated Pipe)



\* Use Tee in Lieu of Elbow at Sump Conditions  
(OUTSIDE SHOULDER)



### BRIDGE END ABUTMENT REPLACEMENT DETAIL

#### SPECIAL NOTE FOR OVERLAY AT PROJECT TERMINI

A GEOMETRIC GRADE WAS ESTABLISHED FOR THIS PROJECT, SINCE DEVELOPMENT OF THE GEOMETRIC GRADE, THERE HAVE BEEN SUBSEQUENT PAVEMENT REHABILITATION PROJECTS AND OTHER MAINTENANCE/PAVEMENT PRESERVATION ACTIVITIES THAT MAY HAVE INVOLVED PAVEMENT MILLING AND PAVEMENT OVERLAYS. THE EXISTING ASPHALT PAVEMENT OVERLAY FOR THIS SECTION OF ROADWAY CONSISTS OF A NOMINAL 7.75 INCHES ASPHALT PAVEMENT OVERLAY.

PERF. ADDITIONAL PAVEMENT OVERLAYS HAVE BEEN DETERMINED BASED ON NOMINAL EXISTING 7.75 INCHES ASPHALT OVERLAY, THE PROPOSED 6.5 INCHES ASPHALT OVERLAY CONSISTS OF 3.0 INCHES ASPHALT SURFACE AND 3.5 INCHES ASPHALT BASE PLACED OVER THE EXISTING PAVEMENT THICKNESSES. LAYER THICKNESSES FOR THE PROPOSED ADDITIONAL PAVEMENT OVERLAY WILL BE ADJUSTED FOR LOCATIONS WHERE THE NOMINAL PAVEMENT THICKNESS VARIES FROM THE NOMINAL 7.75 INCHES ASPHALT OVERLAY. QUANTITIES FOR BOTH LEVELING AND WEDGING AND MILLING HAVE BEEN INCLUDED IN THE PLANS TO BE USED AS DIRECTED BY THE ENGINEER TO FACILITATE CONSISTENT PLACEMENT OF THE PROPOSED ADDITIONAL ASPHALT PAVEMENT OVERLAY. LEVELING AND WEDGING AND/OR MILLING AT SPOT LOCATIONS MAY BE DIRECTED BY THE ENGINEER TO MATCH PAVEMENT LAYERS BETWEEN THE OVERLAY OF THE EXISTING PAVEMENT AND PAVEMENT WIDENING. MILLING FOR THESE PURPOSES SHALL BE IN ADDITION TO THAT REQUIRED TO ADJUST PAVEMENT CROSS-SLOPE, SHIFT THE CROWN POINT, AND TO ADJUST IRREGULARITIES IN THE PAVEMENT PROFILE.

#### SPECIAL NOTE FOR PAVEMENT SUBSURFACE DRAINAGE OUTLET

A QUANTITY OF CRUSHED AGGREGATE SIZE NO. 2 AS DEFINED IN THE CURRENT "KENTUCKY STANDARD SPECIFICATIONS FOR ROAD AND BRIDGE CONSTRUCTION" SHALL BE USED AT ALL PERFORATED PIPE HEADWALL OUTLETS AS ILLUSTRATED IN THE DETAIL AT RIGHT. CRUSHED AGGREGATE SIZE NO. 2 SHALL BE PLACED A MINIMUM DEPTH OF 4 INCHES AS DETAILED AT RIGHT.

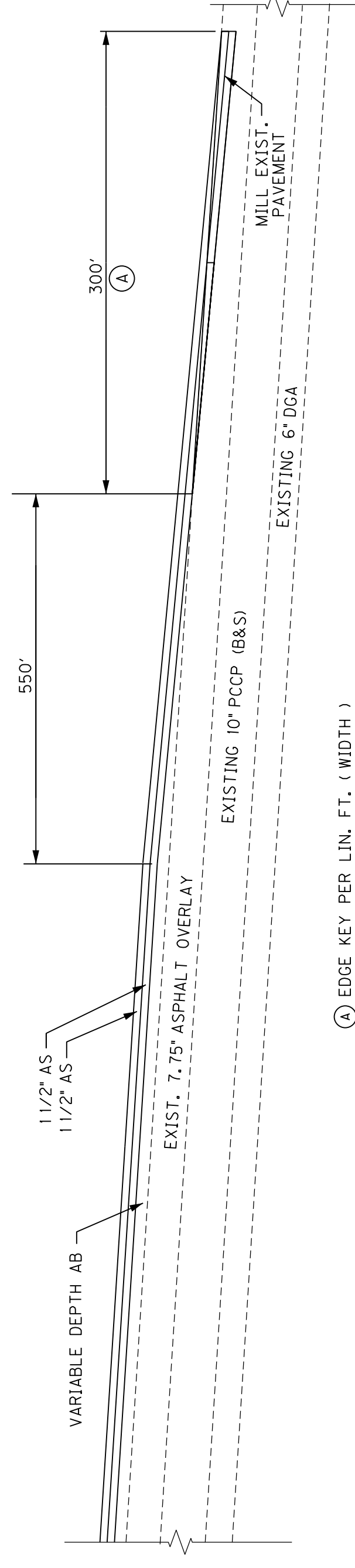
DENSE GRADED AGGREGATE (DGA) REMOVED DURING PLACEMENT OF THE CRUSHED AGGREGATE SIZE NO. 2 SHALL BE USED TO DRESS THE EXISTING SHOULDERS WHERE DGA IS EXPOSED. OTHER MATERIALS REMOVED DURING PLACEMENT OF THE CRUSHED AGGREGATE SIZE NO. 2 SHALL BE WASTED AS DIRECTED BY THE ENGINEER. NO DIRECT PAYMENT WILL BE ALLOWED FOR DISPOSAL OF WASTED MATERIAL.

THE CONTRACT UNIT PRICE FOR "CRUSHED AGGREGATE SIZE NO. 2" SHALL BE FULL COMPENSATION FOR ALL MATERIALS, LABOR, AND OTHER INCIDENTALS NECESSARY TO PLACE CRUSHED AGGREGATE SIZE NO. 2 FOR CONTROL OF VEGETATION AND/OR EROSION CONTROL AT PAVEMENT EDGE DRAIN OUTLETS.

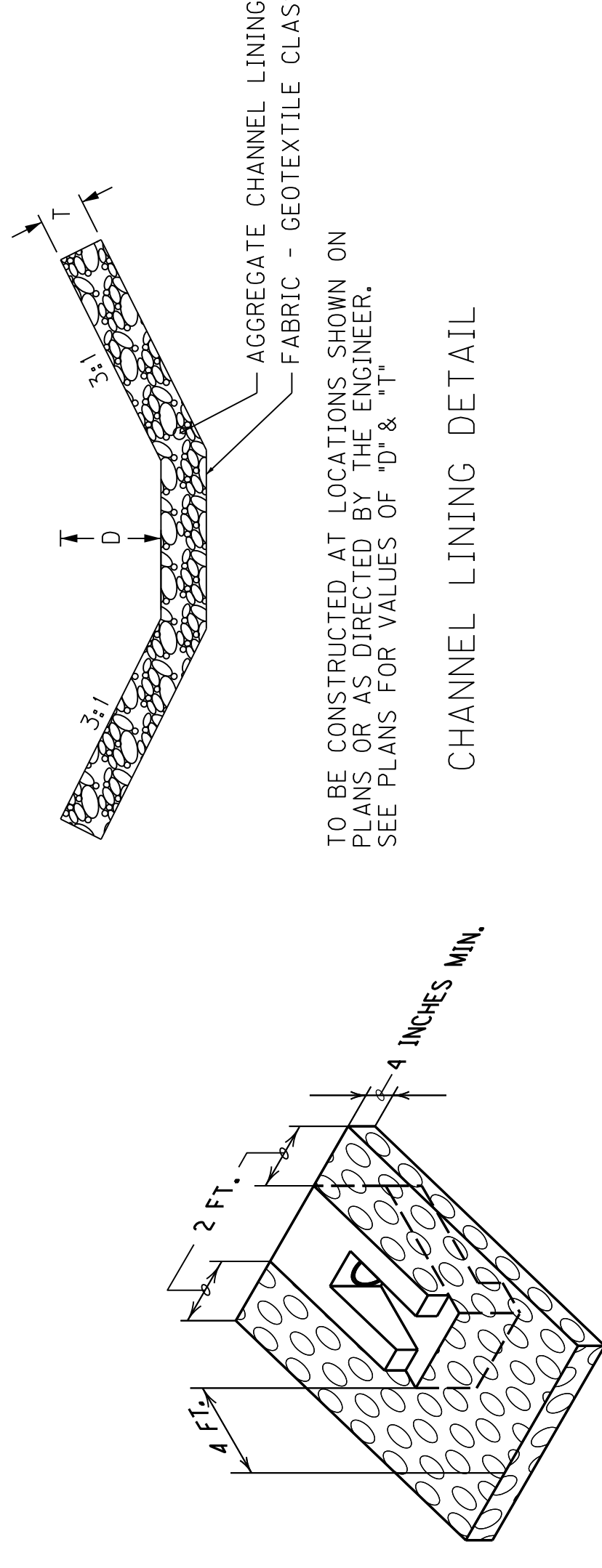
SEE CURRENT STANDARD DRAWING RDP-010 FOR DIMENSIONS AND OTHER DETAILS. ESTIMATE ONE TON OF CRUSHED AGGREGATE SIZE NO. 2 FOR EACH PERFORATED PIPE HEADWALL OUTLET.

#### NOTES :

- (1) REMOVE EXISTING ASPHALT SHOULDER PAVEMENT, DGA, AND EDGE DRAIN TO RECEIVE NEW MEDIAN PAVEMENT. ALL MATERIALS REMOVED, EXCLUDING THE PIPE AND HEADWALLS, MAY BE USED IN THE BOTTOM LIFT OF SUBGRADE FILL FOR THE NEW MEDIAN IN LIEU OF BORROW MATERIAL.
- (2) EXISTING LONGITUDINAL EDGE DRAINS THROUGH WIDENED AREAS AND ON OUTSIDE EDGE OF EXISTING PAVEMENT SHALL BE REMOVED AND NEW EDGE DRAINS CONSTRUCTED AS SHOWN IN THE DETAILS FOR THE PROJECT.
- (3) ALL LONGITUDINAL PIPE DRAINAGE SYSTEMS FOR THE PAVEMENT DRAINAGE BLANKET SHALL BE OUTLETTED TO A HEADWALL OR MEDIAN BOX INLET. OUTLETS SHALL BE IN FILL SECTION WHENEVER POSSIBLE. OUTLET SPACING FOR THE 4" PIPE ON THE OUTSIDE EDGE OF EXIST. PAVT. SHALL NOT EXCEED 500 FEET EXCEPT GRADES 1% OR LESS, THEN THE SPACING SHALL NOT EXCEED 250 FEET. OUTLET SPACING FOR 6" PERFORATED PIPE SHALL NOT EXCEED 1000 FEET. ALL SAGS SHALL HAVE AN OUTLET.
- (4) SHIFTING THE PROPOSED CROWN 2' - 8' FROM THE EXISTING SHALL BE DONE USING A LEVELING AND WEDGING COURSE CORRECTING ANY IRREGULARITIES IN THE EXISTING PAVEMENT PROFILES SHALL ALSO BE INCORPORATED INTO THIS LEVELING AND WEDGING COURSE.
- (5) THE INSPECTION AND CERTIFICATION OF THE EDGE DRAIN SYSTEM SHALL BE DONE AFTER THE PROJECT HAS BEEN COMPLETED, NOT AT THE COMPLETION OF THE EDGE DRAIN SYSTEM.
- (6) FABRIC GEOTEXTILE CLASS 2 AND CRUSHED AGGREGATE SIZE NO. 57 ARE INCIDENTAL TO PERFORATED PIPE-4" OR PERFORATED PIPE-6" AS APPLICABLE. REMOVAL OF EXISTING EDGE DRAIN ON OUTSIDE SHOULDER SHALL BE INCLUDED IN THE UNIT PRICE BID FOR NEW PERFORATED PIPE. WASTE THE EXISTING UNDERDRAIN PIPE. HEADWALLS SHALL BE REUSED IF POSSIBLE AND PAID FOR UNDER BID ITEM \* REMOVE & RESET EXIST. PERF. PIPE HDWL.\*
- (7) THE EXISTING INSIDE SHOULDER SHALL BE SAW CUT A MINIMUM OF 6" DEEP FOR THE ENTIRE LENGTH OF THE PROJECT IN ORDER TO FORM A SMOOTH ABUTTING JOINT FOR THE MEDIAN OR INSIDE LANE WIDENING. PAYMENT SHALL BE "LONGITUDINAL SAW CUT - 6 INCH."
- (8) FOR SUPERELEVATED SECTIONS, CONSTRUCT THE DGA AND CEMENT TREATED SUBGRADE FOR WIDENING TO THE INSIDE SO AS TO PROVIDE POSITIVE DRAINAGE (2% OR GREATER TO THE 6 INCH PERFORATED PIPE IN THE MEDIAN, OR TO THE 4 INCH PERFORATED PIPE EDGE DRAINS ON INSIDE SHOULDERS.



### TAPERING OF OVERLAYS AT PROJECT TERMINI



#### PAVEMENT SUBSURFACE DRAINAGE OUTLET

# TYPICAL SECTIONS DETAILS & PAVEMENT DESIGN

## I-64 MAINLINE

### TRAFFIC LANES (FULL DEPTH)

- 8.00' CEMENT TREATED SUBGRADE
- 6.00' DGA BASE
- 10.00' ASPH. TREATED DRAINAGE BLANKET (TYPE II ASPHALT)(VARIABLE)
- 4.50' CL4 ASPHALT BASE 1.00 PG64-22
- 3.25' CL4 ASPHALT BASE 1.00 PG64-22
- 3.50' CL4 ASPHALT BASE 1.00 PG64-22
- 1.50' CL4 ASPHALT SURFACE 0.38A PG16-22
- 1.50' CL4 ASPHALT SURFACE 0.38A PG16-22

### EXISTING TRAFFIC LANES RESURFACE

- 1.50' CL4 ASPHALT SURFACE 0.38A PG16-22
- 1.50' CL4 ASPHALT SURFACE 0.38A PG16-22
- 3.50' CL4 ASPHALT BASE 1.00 PG16-22
- LEVELLING & WEDGING PG64-22

### MEDIAN SHOULDER (FULL DEPTH)

- 8.00' CEMENT TREATED SUBGRADE
- 10.00' ASPH. TREATED DRAINAGE BLANKET (TYPE II ASPHALT)(VARIABLE)
- 4.50' CL3 ASPHALT BASE 1.00 PG64-22
- 3.25' CL3 ASPHALT BASE 1.00 PG64-22
- 3.50' CL3 ASPHALT BASE 1.00 PG64-22
- 1.50' CL3 ASPHALT SURFACE 0.38A PG16-22
- 1.50' CL3 ASPHALT SURFACE 0.38A PG64-22

### EXISTING SHOULDER RESURFACE

- 1.50' CL3 ASPHALT SURFACE 0.38D PG64-22
- 1.50' CL3 ASPHALT SURFACE 0.38D PG64-22
- LEVELLING & WEDGING PG64-22

### LONGITUDINAL DRAINAGE (MEDIAN)

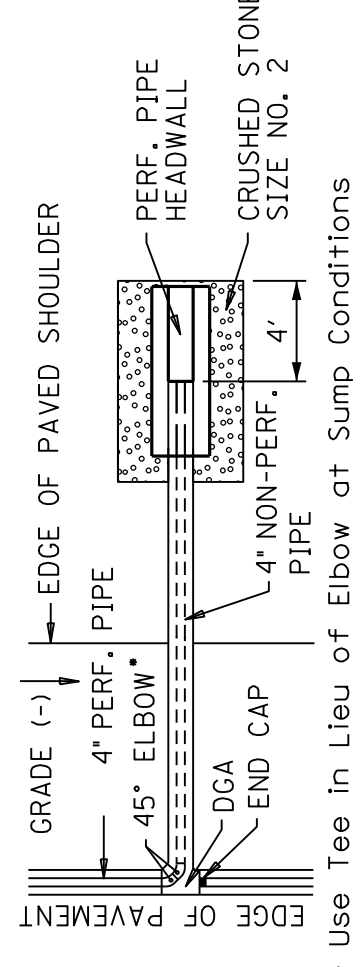
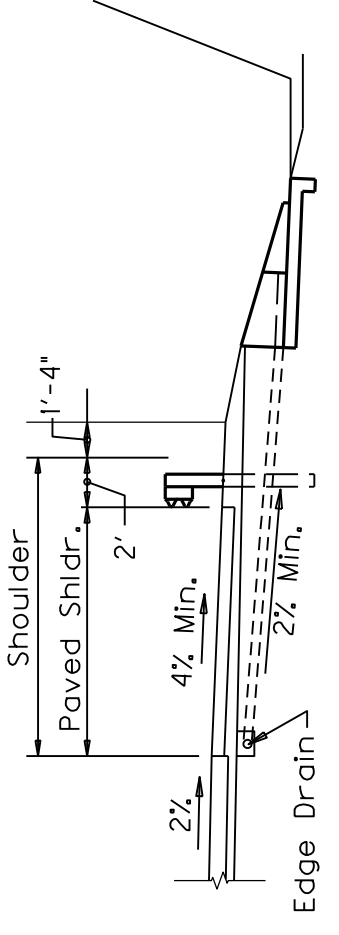
- PERFORATED PIPE - 6"
- INSPECT & CERTIFY EDGE DRAIN SYSTEM

### LONGITUDINAL PAVEMENT EDGE DRAINS (SHOULDER)

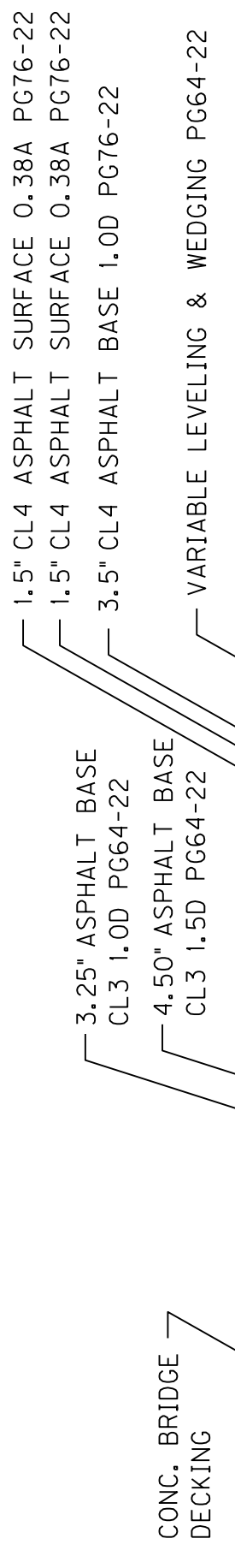
- PERFORATED PIPE-4"
- NON-PERFORATED PIPE-4"
- CRUSHED AGGREGATE SIZE NO. 2
- EDGE DRAIN OUTLET HEADWALLS
- INSPECT & CERTIFY EDGE DRAIN SYSTEM

### LONGITUDINAL PAVEMENT EDGE DRAIN - REPLACE EXISTING

(Perforated Pipe)



\* Use Tee in Lieu of Elbow at Sump Conditions  
(OUTSIDE SHOULDER)



### BRIDGE END ABUTMENT REPLACEMENT DETAIL

#### SPECIAL NOTE FOR OVERLAY AT PROJECT TERMINI

A GEOMETRIC GRADE WAS ESTABLISHED FOR THIS PROJECT. SINCE DEVELOPMENT OF THE GEOMETRIC GRADE, THERE HAVE BEEN SUBSEQUENT PAVEMENT REHABILITATION PROJECTS AND OTHER MAINTENANCE/PAVEMENT PRESERVATION ACTIVITIES THAT MY HAVE INVOLVED PAVEMENT MILLING AND PAVEMENT OVERLAYS. THE EXISTING ASPHALT PAVEMENT OVERLAY FOR THIS SECTION OF ROADWAY CONSISTS OF A NOMINAL 7.75 INCHES ASPHALT PAVEMENT OVERLAY.

PERFORATED ADDITIONAL PAVEMENT OVERLAYS HAVE BEEN DETERMINED BASED ON NOMINAL EXISTING 7.75 INCHES ASPHALT OVERLAY, THE PROPOSED 6.5 INCHES ASPHALT OVERLAY CONSISTS OF 3.0 INCHES ASPHALT SURFACE AND 3.5 INCHES ASPHALT BASE PLACED OVER THE EXISTING PAVEMENT THICKNESSES. LAYER THICKNESSES FOR THE PROPOSED ADDITIONAL PAVEMENT OVERLAY WILL BE ADJUSTED FOR LOCATIONS WHERE THE NOMINAL PAVEMENT THICKNESS VARIES FROM THE NOMINAL 7.75 INCHES ASPHALT OVERLAY. QUANTITIES FOR BOTH LEVELLING AND WEDGING AND MILLING HAVE BEEN INCLUDED IN THE PLANS TO BE USED AS DIRECTED BY THE ENGINEER TO FACILITATE CONSISTENT PLACEMENT OF THE PROPOSED ADDITIONAL ASPHALT PAVEMENT OVERLAY. LEVELLING AND WEDGING AND/OR MILLING AT SPOT LOCATIONS MAY BE DIRECTED BY THE ENGINEER TO MATCH PAVEMENT LAYERS BETWEEN THE OVERLAY OF THE EXISTING PAVEMENT AND PAVEMENT WIDENING. MILLING FOR THESE PURPOSES SHALL BE IN ADDITION TO THAT REQUIRED TO ADJUST PAVEMENT CROSS-SLOPE, SHIFT THE CROWN POINT, AND TO ADJUST IRREGULARITIES IN THE PAVEMENT PROFILE.

#### SPECIAL NOTE FOR PAVEMENT SUBSURFACE DRAINAGE OUTLET

A QUANTITY OF CRUSHED AGGREGATE SIZE NO. 2 AS DEFINED IN THE CURRENT "KENTUCKY STANDARD SPECIFICATIONS FOR ROAD AND BRIDGE CONSTRUCTION" SHALL BE USED AT ALL PERFORATED PIPE HEADWALL OUTLETS AS ILLUSTRATED IN THE DETAIL AT RIGHT. CRUSHED AGGREGATE SIZE NO. 2 SHALL BE PLACED A MINIMUM DEPTH OF 4 INCHES AS DETAILED AT RIGHT.

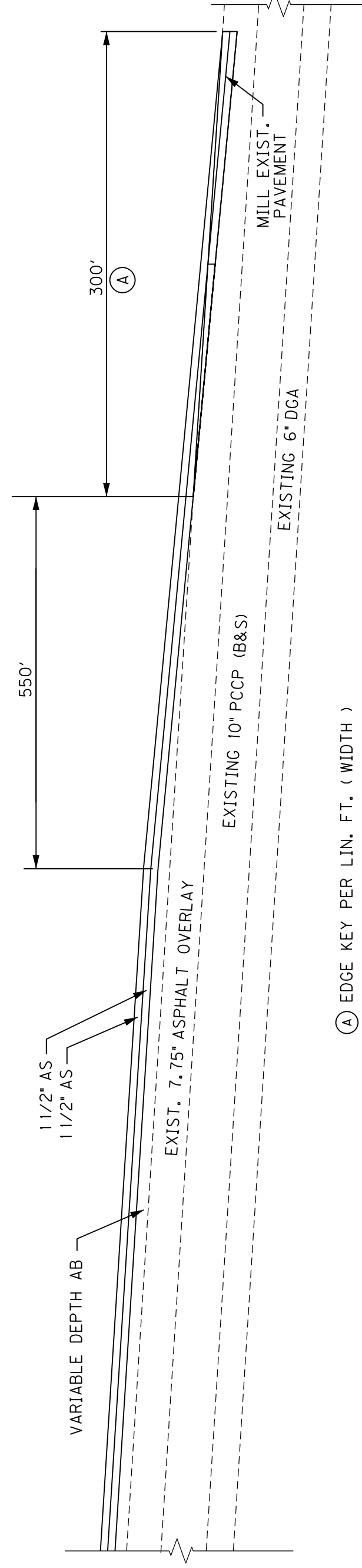
DENSE GRADED AGGREGATE (DGA) REMOVED DURING PLACEMENT OF THE CRUSHED AGGREGATE SIZE NO. 2 SHALL BE USED TO DRESS THE EXISTING SHOULDERS WHERE DGA IS EXPOSED. OTHER MATERIALS REMOVED DURING PLACEMENT OF THE CRUSHED AGGREGATE SIZE NO. 2 SHALL BE WASTED AS DIRECTED BY THE ENGINEER. NO DIRECT PAYMENT WILL BE ALLOWED FOR DISPOSAL OF WASTED MATERIAL.

THE CONTRACT UNIT PRICE FOR "CRUSHED AGGREGATE SIZE NO. 2" SHALL BE FULL COMPENSATION FOR ALL MATERIALS, LABOR, AND OTHER INCIDENTALS NECESSARY TO PLACE CRUSHED AGGREGATE SIZE NO. 2 FOR CONTROL OF VEGETATION AND/OR EROSION CONTROL AT PAVEMENT EDGE DRAIN OUTLETS.

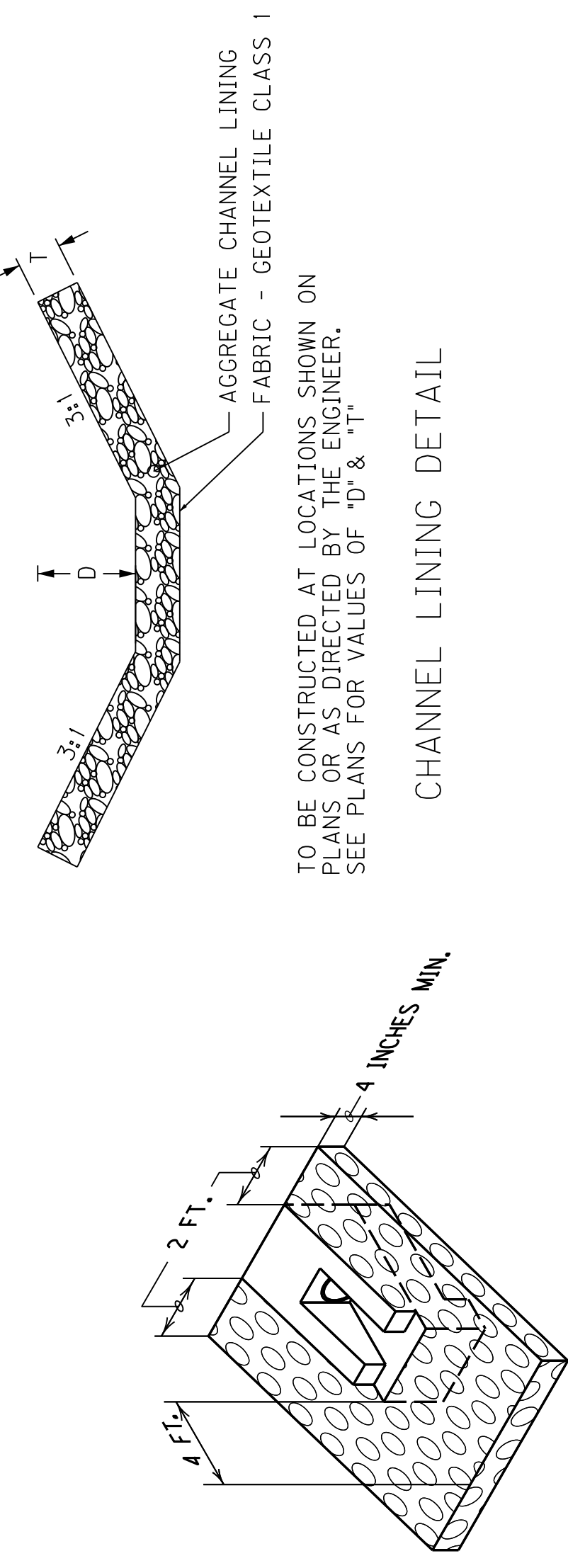
SEE CURRENT STANDARD DRAWING RDP-010 FOR DIMENSIONS AND OTHER DETAILS. ESTIMATE ONE TON OF CRUSHED AGGREGATE SIZE NO. 2 FOR EACH PERFORATED PIPE HEADWALL OUTLET.

#### NOTES :

- (1) REMOVE EXISTING ASPHALT SHOULDER PAVEMENT, DGA, AND EDGE DRAIN TO RECEIVE NEW MEDIAN PAVEMENT. ALL MATERIALS REMOVED, EXCLUDING THE PIPE AND HEADWALLS, MAY BE USED IN THE BOTTOM LIFT OF SUBGRADE FILL FOR THE NEW MEDIAN IN LIEU OF BORROW MATERIAL.
- (2) EXISTING LONGITUDINAL EDGE DRAINS THROUGH WIDENED AREAS AND ON OUTSIDE EDGE OF EXISTING PAVEMENT SHALL BE REMOVED AND NEW EDGE DRAINS CONSTRUCTED AS SHOWN IN THE DETAILS FOR THE PROJECT.
- (3) ALL LONGITUDINAL PIPE DRAINAGE SYSTEMS FOR THE PAVEMENT DRAINAGE BLANKET SHALL BE OUTLETTED TO A HEADWALL OR MEDIAN BOX INLET. OUTLETS SHALL BE IN FILL SECTION WHENEVER POSSIBLE. OUTLET SPACING FOR THE 4" PIPE ON THE OUTSIDE EDGE OF EXIST. PAVT. SHALL NOT EXCEED 500 FEET EXCEPT GRADES 1% OR LESS, THEN THE SPACING SHALL NOT EXCEED 250 FEET. OUTLET SPACING FOR 6" PERFORATED PIPE SHALL NOT EXCEED 1000 FEET. ALL SAGS SHALL HAVE AN OUTLET.
- (4) SHIFTING THE PROPOSED CROWN 2' - 8' FROM THE EXISTING SHALL BE DONE USING A LEVELLING AND WEDGING COURSE CORRECTING ANY IRREGULARITIES IN THE EXISTING PAVEMENT PROFILES SHALL ALSO BE INCORPORATED INTO THIS LEVELLING AND WEDGING COURSE.
- (5) THE INSPECTION AND CERTIFICATION OF THE EDGE DRAIN SYSTEM SHALL BE DONE AFTER THE PROJECT HAS BEEN COMPLETED, NOT AT THE COMPLETION OF THE EDGE DRAIN SYSTEM.
- (6) FABRIC GEOTEXTILE CLASS 2 AND CRUSHED AGGREGATE SIZE NO. 57 ARE INCIDENTAL TO PERFORATED PIPE-4" OR PERFORATED PIPE-6" AS APPLICABLE. REMOVAL OF EXISTING EDGE DRAIN ON OUTSIDE SHOULDER SHALL BE INCLUDED IN THE UNIT PRICE BID FOR NEW PERFORATED PIPE. WASTE THE EXISTING UNDERDRAIN PIPE. HEADWALLS SHALL BE REUSED IF POSSIBLE AND PAID FOR UNDER BID ITEM \* REMOVE & RESET EXIST. PERF. PIPE HDWL.\*
- (7) THE EXISTING INSIDE SHOULDER SHALL BE SAW CUT A MINIMUM OF 6" DEEP FOR THE ENTIRE LENGTH OF THE PROJECT IN ORDER TO FORM A SMOOTH ABUTTING JOINT FOR THE MEDIAN OR INSIDE LANE WIDENING. PAYMENT SHALL BE "LONGITUDINAL SAW CUT - 6 INCH."
- (8) FOR SUPERELEVATED SECTIONS, CONSTRUCT THE DGA AND CEMENT TREATED SUBGRADE FOR WIDENING TO THE INSIDE SO AS TO PROVIDE POSITIVE DRAINAGE (2% OR GREATER TO THE 6 INCH PERFORATED PIPE IN THE MEDIAN, OR TO THE 4 INCH PERFORATED PIPE EDGE DRAINS ON INSIDE SHOULDERS.



### TAPERING OF OVERLAYS AT PROJECT TERMINI



#### PAVEMENT SUBSURFACE DRAINAGE OUTLET

PAVING AREAS

ITEM CODE	ITEM	DEPTH (IN)	I-64 EASTBOUND		I-64 WESTBOUND		CYM RAMP	EVC	WB LANE RESTORATION	EX PAVE BASE REPAIRS	PROJECT TOTALS
			S Q U A R E	Y A R D S	S Q U A R E	Y A R D S					
301	CL2 ASPH SURF 0.38D PG64-22	1.50									1,089
339	CL3 ASPH SURF 0.38D PG64-22	1.50	25,442	28,776		1,154	396				55,768
339	CL3 ASPH SURF 0.38D PG64-22	1.50	25,442	28,776		1,154	396				55,768
342	CL4 ASPH SURF 0.38A PG76-22	1.50	47,294	50,022		2,589					99,905
342	CL4 ASPH SURF 0.38A PG76-22	1.50	47,294	50,022		2,101					99,417
342	CL4 ASPH SURF 0.38A PG76-22	1.25						946			946
214	CL3 ASPH BASE 1.00D PG64-22	3.50	25,442	28,776		850	396				55,464
214	CL3 ASPH BASE 1.00D PG64-22	3.25	13,590	14,864		144	396				28,994
214	CL3 ASPH BASE 1.00D PG64-22	4.50	14,864	14,864		144	396				28,994
217	CL4 ASPH BASE 1.00D PG64-22	4.50	18,515	19,154		86					37,755
217	CL4 ASPH BASE 1.00D PG64-22	3.25	18,515	19,154		86					37,755
219	CL4 ASPH BASE 1.00D PG76-22	3.50	47,389	50,022		1,681					99,092
221	CL2 ASPH BASE 0.75D PG64-22	2.25									187
221	CL2 ASPH BASE 0.75D PG64-22	3.00									187
219	CL4 ASPH BASE 1.00D PG76-22	4.50							7,120		7,120
219	CL4 ASPH BASE 1.00D PG76-22	4.00							6,410		6,410
190	LEVELING & WEDGING (EX. RUMBLE STRIP)	1.25	8,448	8,500							17,894
190	LEVELING & WEDGING (EX. RUMBLE STRIP)	1.25	6,996	5,877			0				13,236
18	DRAINAGE BLANKET TY II ASPH	10.00	33,110	34,142			242	396			67,890
1	DGA	6.00	33,048	34,764			140	396			68,668
1	DGA WEDGE (CUBIC YARDS)		10,173	9,313			0	0			19,486
8	CEMENT STABILIZED ROADBED	8.00	33,110	34,142			242	396			67,890
100	ASPHALT SEAL AGGREGATE		11,511	12,150			0				23,661
103	ASPHALT SEAL COAT		11,511	12,150			0				23,661
356	ASPHALT MATERIAL FOR TACK		209,777	225,632			6,734	1,584			445,003
358	ASPHALT CURING SEAL		66,220	68,284			484				134,988
2677	ASPHALT PAVE MILLING & TEXTURING (CUBIC YARDS)		157	240			57				482
2677	ASPHALT PAVE MILLING & TEXTURING (EX. RUMBLE STRIP)	1.25	8,448	9,446							17,894
2677	ASPHALT PAVE MILLING & TEXTURING (EX. PAVE. BASE REPAIR)	8.50							13,530		13,530
2702	SAND FOR BLOTTER		66,220	68,284			484				134,988

PAVING SUMMARY

ITEM CODE	ITEM	UNIT	I-64 EASTBOUND		I-64 WESTBOUND		CYM RAMP	EVC	WB LANE RESTORATION	EX PAVE BASE REPAIRS	PROJECT TOTALS
			S Q U A R E	Y A R D S	S Q U A R E	Y A R D S					
00301	CL2 ASPH SURF 0.38D PG64-22 (1)	TON									90
00339	CL3 ASPH SURF 0.38D PG64-22 (1)	TON	4,198	4,748		179	65				9,190
00342	CL4 ASPH SURF 0.38A PG76-22 (1)	TON	7,804	8,254		387		65			16,509
00214	CL3 ASPH BASE 1.00D PG64-22 (1)	TON	10,690	11,875		225	245				23,036
00217	CL4 ASPH BASE 1.00D PG64-22 (1)	TON	7,892	8,164		37					16,093
00219	CL4 ASPH BASE 1.00D PG76-22 (1)	TON	9,122	9,629		324			3,172		22,248
00221	CL2 ASPH BASE 0.75D PG64-22 (1)	TON									54
00018	DRAINAGE BLANKET TY II ASPH (3)	TON	18,211	17,071		121	198				35,601
00001	DGA BASE (2)	TON	32,460	31,271		48	137				64,026
00190	LEVELING & WEDGING PG64-22	TON	14,433	12,221		588					27,372
00100	ASPHALT SEAL AGGREGATE (5)	TON	230	243							473
00103	ASPHALT SEAL COAT (6)	TON	28	29							57
00356	ASPHALT MATERIAL FOR TACK (7)	TON	88	95		3	1				187
00358	ASPHALT CURING SEAL (8)	TON	60	62			1				122
02702	SAND FOR BLOTTER (9)	TON	166	171		1					337
02676	MOBILIZATION FOR MILL & TEXT LP SUM	SO. YD.	1								1
00008	CEMENT STABILIZED ROADBED	TON	33,110	34,142		242	396				67,890
02542	CEMENT (10)	TON	656	676		5	8				1,344
02677	ASPHALT PAVE MILLING & TEXTURING (1)	TON	892	1,125		113			65	6,325	8,574
25010EC	GEOCOMPOSITE REINF FOR ASPHALT	SY								7,120	7,120

NOTES

- (1) ESTIMATED AT 110 LBS./SY PER IN OF DEPTH
- (2) ESTIMATED AT 115 LBS./SY PER IN OF DEPTH
- (3) ESTIMATED AT 100 LBS./SY PER IN OF DEPTH
- (4) ESTIMATED AT 5.0 LBS./SY
- (5) ESTIMATED AT 20 LBS./SY (SIZE NO. 8 OR 9M) (TWO APPLICATIONS)
- (6) ESTIMATED AT 2.4 LBS./SY (TWO APPLICATION)
- (7) ESTIMATED AT 0.84 LBS./SY /ASPH. LIFT
- (8) ESTIMATED AT 2.0 LBS./SY (FOR SUBGRADE) & 1.6 LBS./SY (FOR DRAINAGE BLANKET)
- (9) ESTIMATED AT 5.0 LBS./SY
- (10) ESTIMATED AT 6.0% BY WT @ 110 LBS./CU. FT.

NOTE: QUANTITIES ARE FOR ESTIMATING PURPOSES ONLY. FINAL QUANTITIES TO BE DETERMINED BY CONTRACTOR DURING CONSTRUCTION.

PAVING AREAS

ITEM CODE	ITEM	DEPTH (IN)	I-64 EASTBOUND		I-64 WESTBOUND		CYM RAMP	EVC	WB LANE RESTORATION	EX PAVE BASE REPAIRS	PROJECT TOTALS
			S Q U A R E	Y A R D S	S Q U A R E	Y A R D S					
301	CL2 ASPH SURF 0.38D PG64-22	1.50									1,089
339	CL3 ASPH SURF 0.38D PG64-22	1.50	25,442		28,776		1,154	396			55,768
339	CL3 ASPH SURF 0.38D PG64-22	1.50	25,442		28,776		1,154	396			55,768
342	CL4 ASPH SURF 0.38A PG76-22	1.50	47,294		50,022		2,589				99,905
342	CL4 ASPH SURF 0.38A PG76-22	1.50	47,294		50,022		2,101				99,417
342	CL4 ASPH SURF 0.38A PG76-22	1.25						946			946
214	CL3 ASPH BASE 1.00D PG64-22	3.50	25,442		28,776		850	396			55,464
214	CL3 ASPH BASE 1.00D PG64-22	3.25	13,590		14,864		144	396			28,994
217	CL4 ASPH BASE 1.00D PG64-22	4.50	18,515		19,154		88				37,755
217	CL4 ASPH BASE 1.00D PG64-22	3.25	18,515		19,154		86				37,755
249	CL4 ASPH BASE 1.00D PG76-22	3.50	47,389		50,022		1,681				99,092
221	CL2 ASPH BASE 0.75D PG64-22	2.25									187
219	CL4 ASPH BASE 1.00D PG76-22	4.50							7,120		7,120
219	CL4 ASPH BASE 1.00D PG76-22	4.00							6,410		6,410
190	LEVELING & WEDGING (EX. RUMBLE STRIP)	1.25	8,448		8,500		242	396	946		17,894
190	LEVELING & WEDGING (CUBIC YARDS)		6,996		5,877		297	0			13,236
18	DRAINAGE BLANKET TY II ASPH	10.00	33,110		34,142		242	396			67,890
1	DGA	6.00	33,048		34,764		140	396			68,668
1	DGA WEDGE (CUBIC YARDS)		10,173		9,313		0	0			19,486
8	CEMENT STABILIZED ROADBED	8.00	33,110		34,142		242	396			67,890
100	ASPHALT SEAL AGGREGATE		11,511		12,150		0				23,661
103	ASPHALT SEAL COAT		11,511		12,150		0				23,661
356	ASPHALT MATERIAL FOR TACK		209,777		225,632		6,734	1,584			445,003
358	ASPHALT CURING SEAL		66,220		68,284		484				134,988
2677	ASPHALT PAVE MILLING & TEXTURING (CUBIC YARDS)		157		240		57				482
2677	ASPHALT PAVE MILLING & TEXTURING (EX. RUMBLE STRIP)	1.25	8,448		9,446						17,894
2677	ASPHALT PAVE MILLING & TEXTURING (EX. PAVE. BASE REPAIR)	8.50							13,530		13,530
2702	SAND FOR BLOTTER		66,220		68,284		484				134,988

PAVING SUMMARY

ITEM CODE	ITEM	UNIT	I-64 EASTBOUND		I-64 WESTBOUND		CYM RAMP	EVC	WB LANE RESTORATION	EX PAVE BASE REPAIRS	PROJECT TOTALS
			S Q U A R E	Y A R D S	S Q U A R E	Y A R D S					
00301	CL2 ASPH SURF 0.38D PG64-22 (1)	TON									90
00339	CL3 ASPH SURF 0.38D PG64-22 (1)	TON	4,198		4,748		179	65			9,190
00342	CL4 ASPH SURF 0.38A PG76-22 (1)	TON	7,804		8,254		367		65		16,509
00214	CL3 ASPH BASE 1.00D PG64-22 (1)	TON	10,690		11,875		225	245			23,036
00217	CL4 ASPH BASE 1.00D PG64-22 (1)	TON	7,892		8,164		37				16,093
00219	CL4 ASPH BASE 1.00D PG76-22 (1)	TON	9,122		9,639		324		3,172		22,248
00221	CL2 ASPH BASE 0.75D PG64-22 (1)	TON									54
00018	DRAINAGE BLANKET TY II ASPH (3)	TON									35,601
00001	DGA BASE (2)	TON	18,211		17,071		121	198			64,026
00190	LEVELING & WEDGING PG64-22	TON	32,460		31,271		48	137			27,372
00100	ASPHALT SEAL AGGREGATE (5)	TON	230		243		588				473
00103	ASPHALT SEAL COAT (6)	TON	28		29						57
00356	ASPHALT MATERIAL FOR TACK (7)	TON	88		95		3	1			187
00358	ASPHALT CURING SEAL (8)	TON	60		62			1			122
02702	SAND FOR BLOTTER (9)	TON	166		171		1				337
02676	MOBILIZATION FOR MILL & TEXT	LP SUM	1								1
00008	CEMENT STABILIZED ROADBED	SO. YD.	33,110		34,142		242	396			67,890
02542	CEMENT (10)	TON	656		676		5	8			1,344
02677	ASPHALT PAVE MILLING & TEXTURING (1)	TON	892		1,125		113		65		8,574
25010EC	GEOCOMPOSITE REINF FOR ASPHALT	SY								7,120	7,120

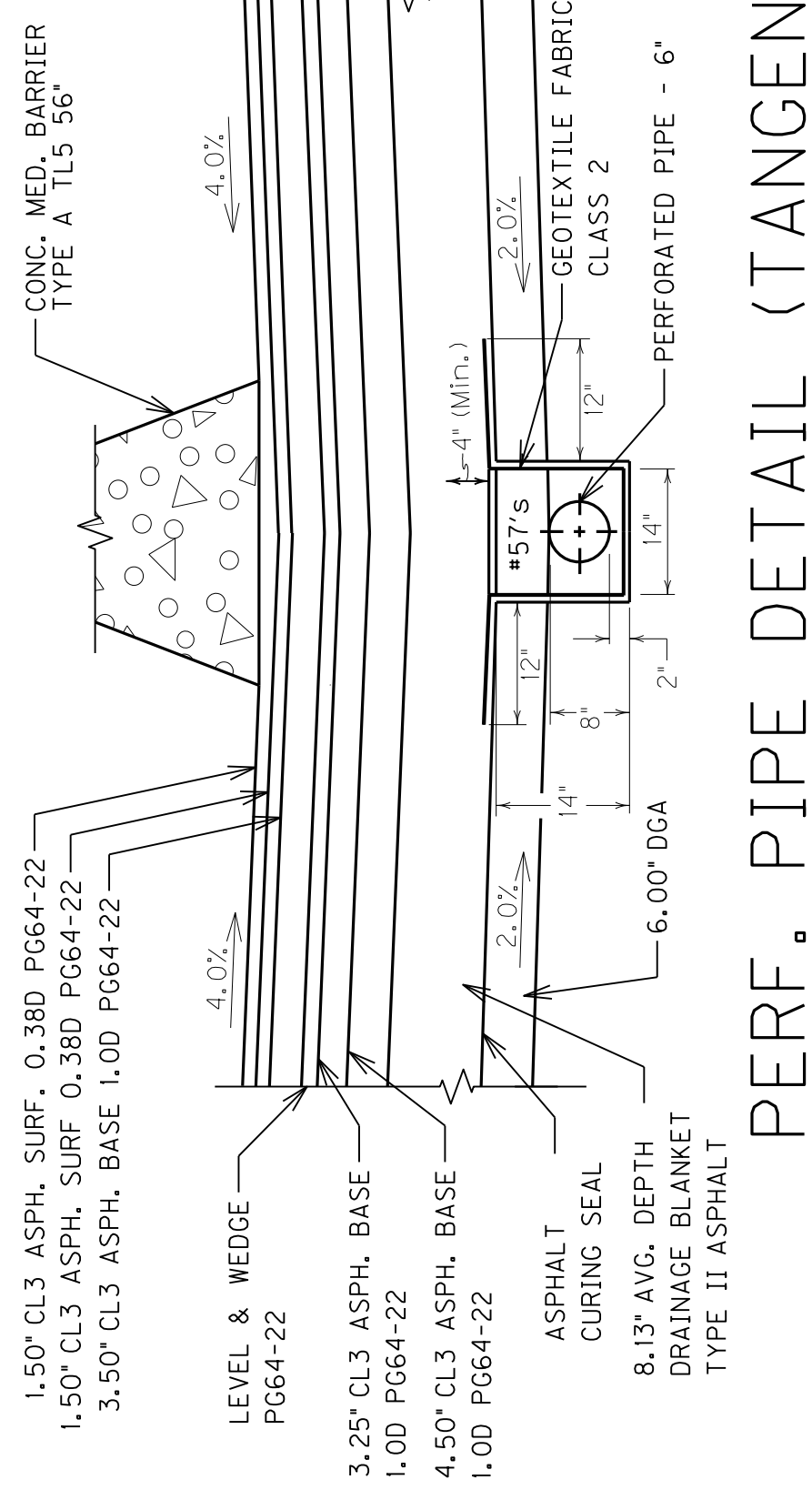
NOTES

ESTIMATED AT 110 LBS. / SY PER IN OF DEPTH  
 ESTIMATED AT 115 LBS. / SY PER IN OF DEPTH  
 ESTIMATED AT 100 LBS. / SY PER IN OF DEPTH  
 ESTIMATED AT 5.0 LBS. / SY  
 ESTIMATED AT 20 LBS / SY (SIZE NO. 8 OR 9M)  
 (TWO APPLICATIONS)  
 ESTIMATED AT 2.4 LBS. / SY (TWO APPLICATION)  
 ESTIMATED AT 0.84 LBS. / SY / ASPH. LIFT  
 ESTIMATED AT 2.0 LBS. / SY (FOR SUBGRADE) &  
 1.6 LBS. / SY (FOR DRAINAGE BLANKET)  
 ESTIMATED AT 5.0 LBS. / SY  
 ESTIMATED AT 6.0% BY WT @ 110 LBS. / CU. FT.

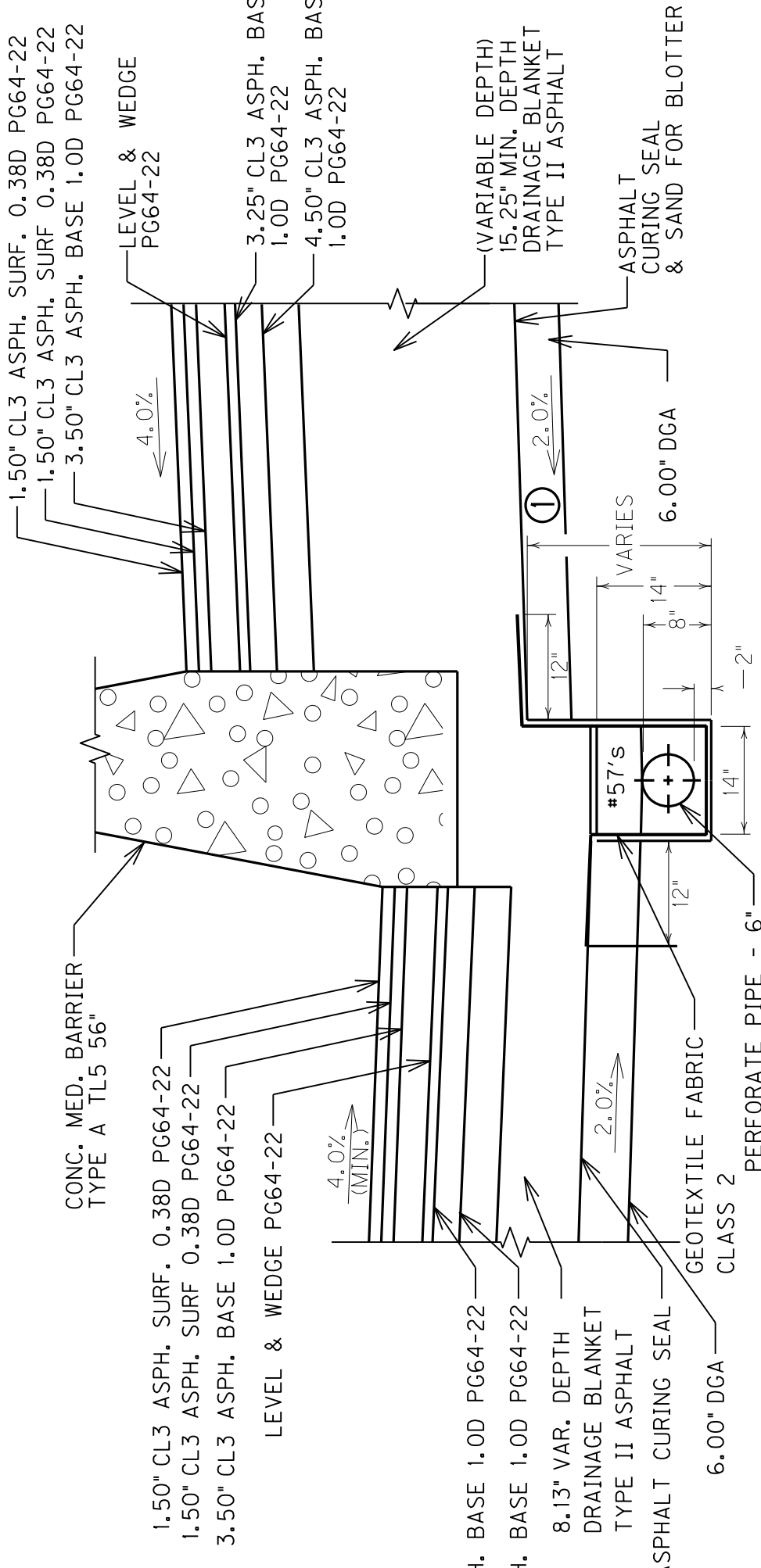
NOTE: QUANTITIES ARE FOR ESTIMATING PURPOSES ONLY. FINAL QUANTITIES TO BE DETERMINED BY CONTRACTOR DURING CONSTRUCTION.

# TYPICAL SECTIONS DETAILS

COUNTY OF	ITEM NO.	SHEET NO.
SHELBY	5-65.40 5-65.41	R2D

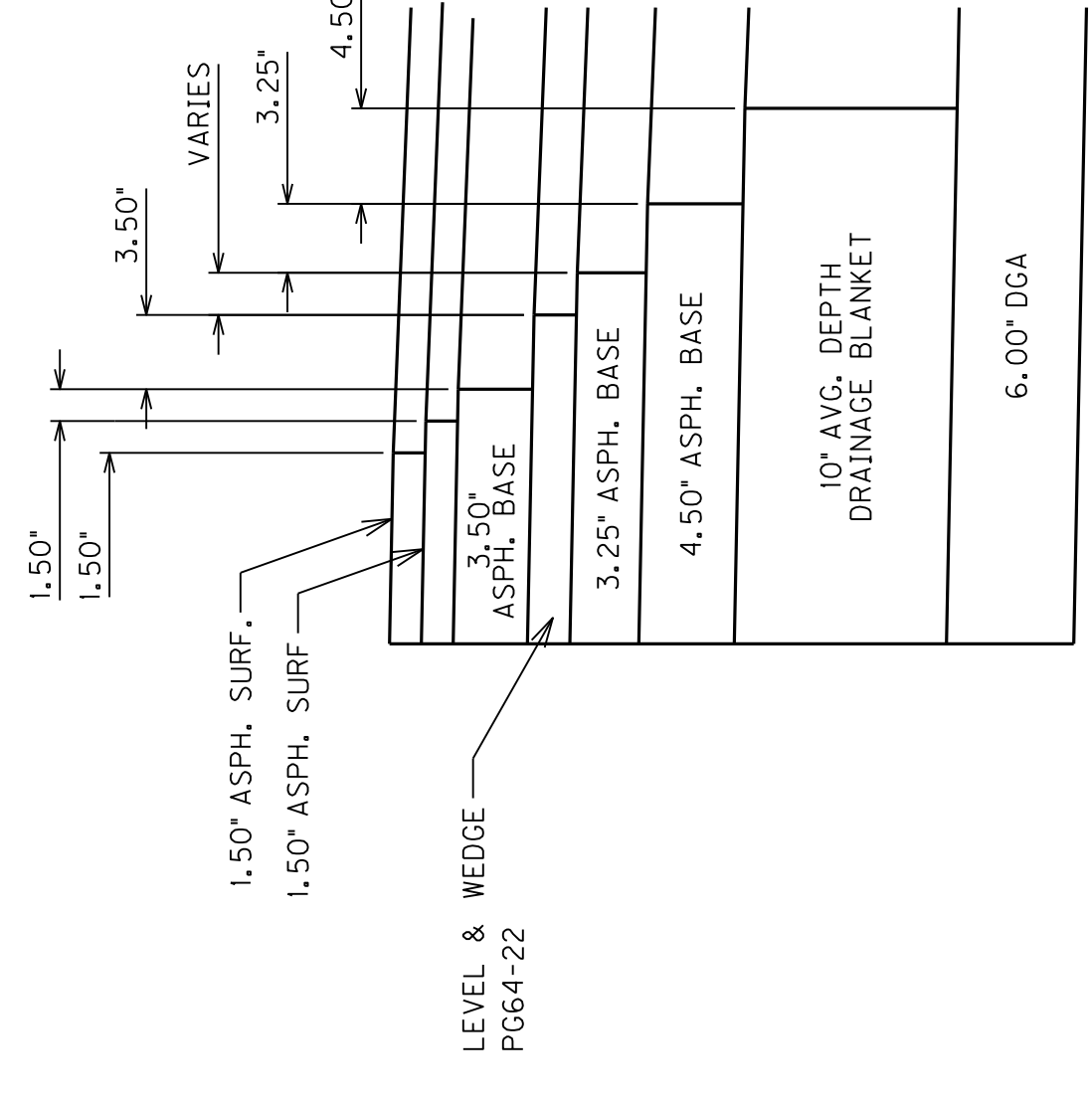


PERF. PIPE DETAIL (TANGENT)

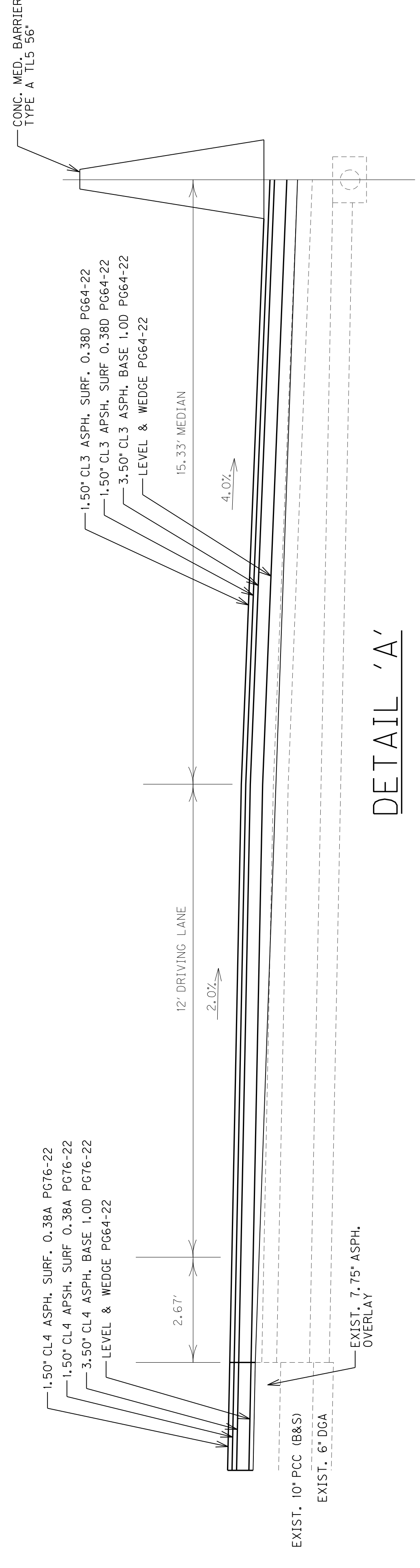


PERF. PIPE DETAIL (SUPERELEVATED)

① FOR SUPERELEVATED SECTIONS, THE PAVEMENT DRAINAGE BLANKET FOR WIDENING TO THE INSIDE SHALL BE CONSTRUCTED AS TO PROVIDE POSITIVE DRAINAGE 1/2" OR GREATER TO THE 6" PERFORATED PIPE IN THE MEDIAN.

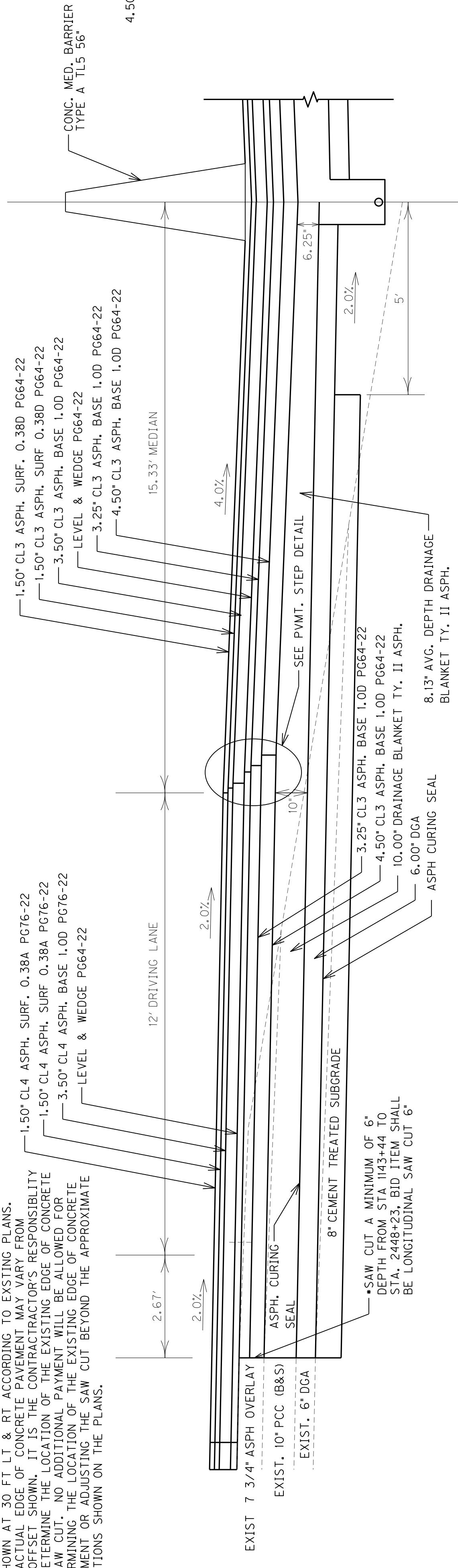


P.V.M.T. STEP  
DETAIL

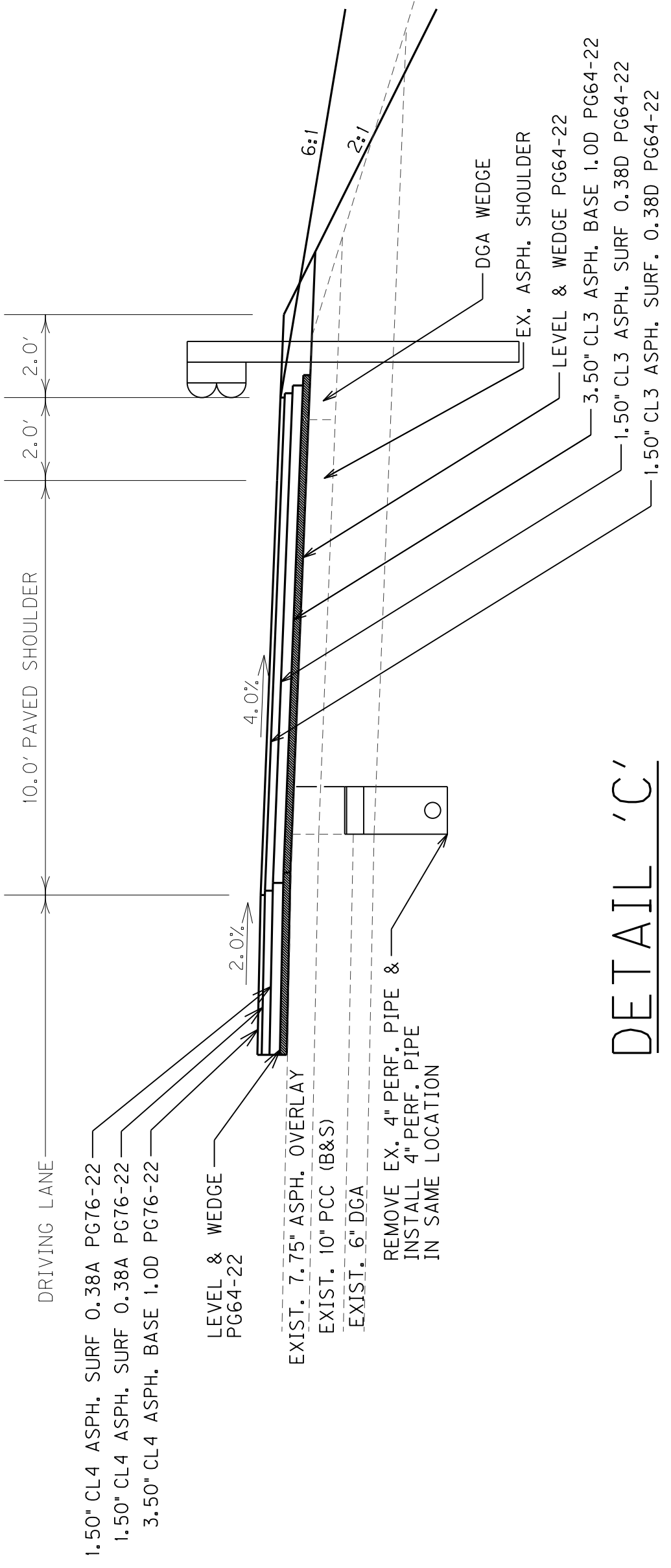


DETAIL 'A'

\* THE EXISTING EDGE OF CONCRETE PAVEMENT IS SHOWN AT 30 FT. LT. & RT. ACCORDING TO EXISTING PLANS. THE ACTUAL EDGE OF CONCRETE PAVEMENT MAY VARY FROM THE OFFSET SHOWN. IT IS THE CONTRACTOR'S RESPONSIBILITY TO DETERMINE THE LOCATION OF THE EXISTING EDGE OF CONCRETE CUT. THE LOCATION OF THE EXISTING EDGE OF CONCRETE PAVEMENT OR ADJUSTING THE SAW CUT BEYOND THE APPROXIMATE LOCATIONS SHOWN ON THE PLANS.



DETAIL 'B'



DETAIL 'C'

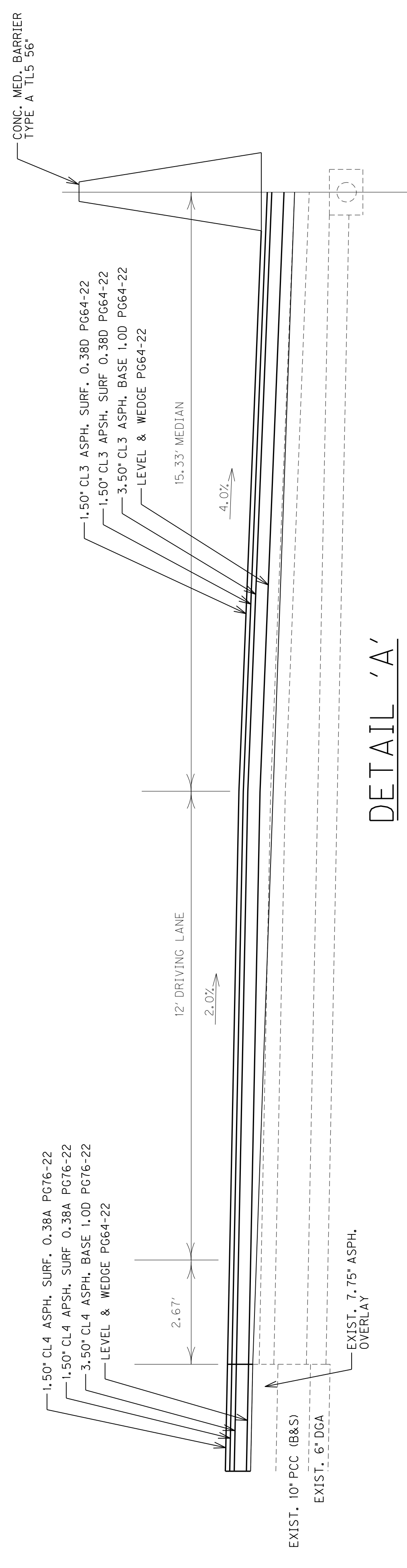
NOT TO SCALE

TYPICAL SECTION

DATE	APPROVED BY
DATE	CHECKED BY
DATE	PREPARED BY

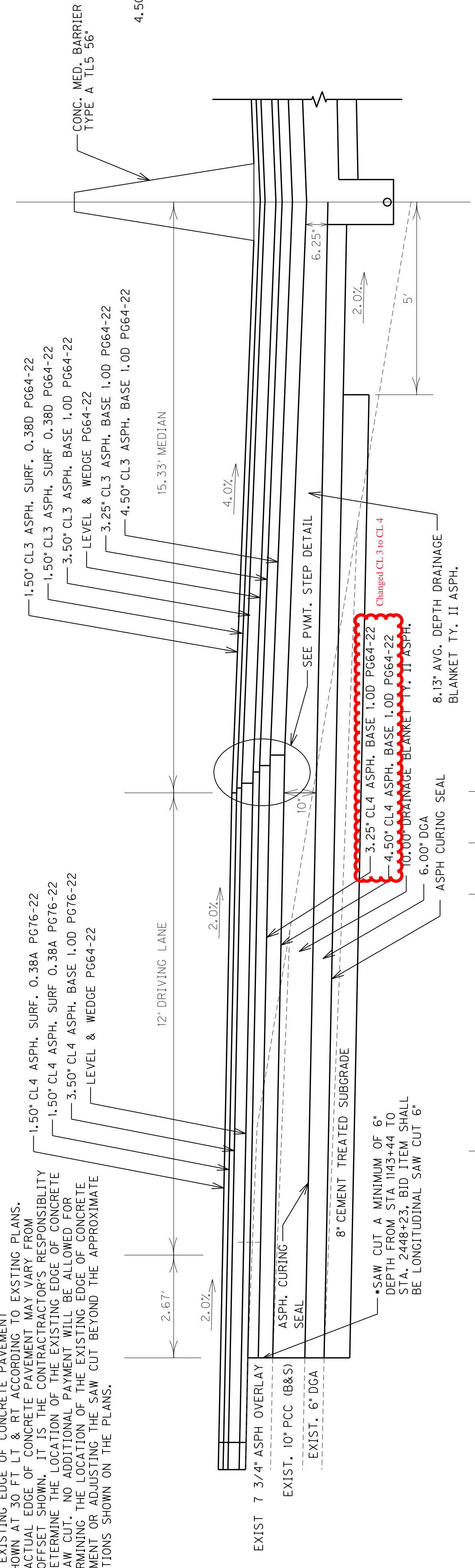
# TYPICAL SECTIONS DETAILS

COUNTY OF	ITEM NO.	SHEET NO.
SHELBY	5-65.40 5-65.41	R2D

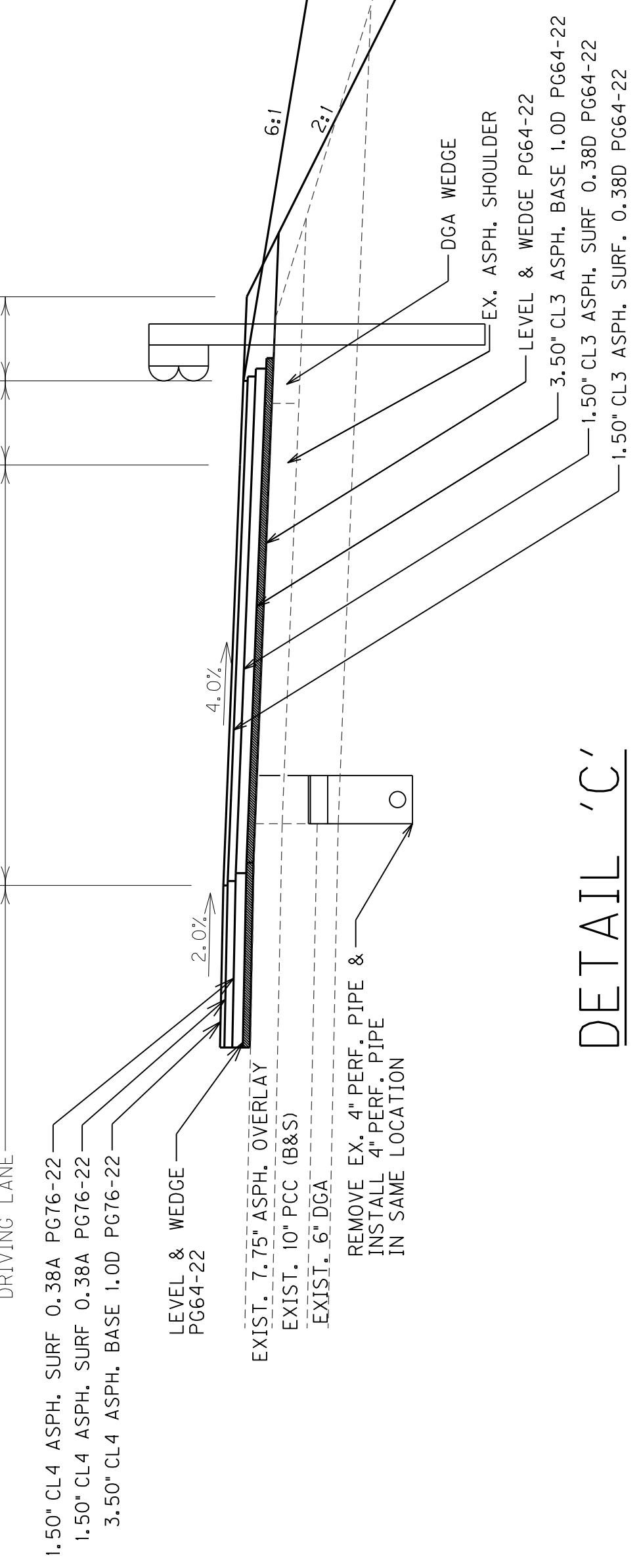


DETAIL 'A'

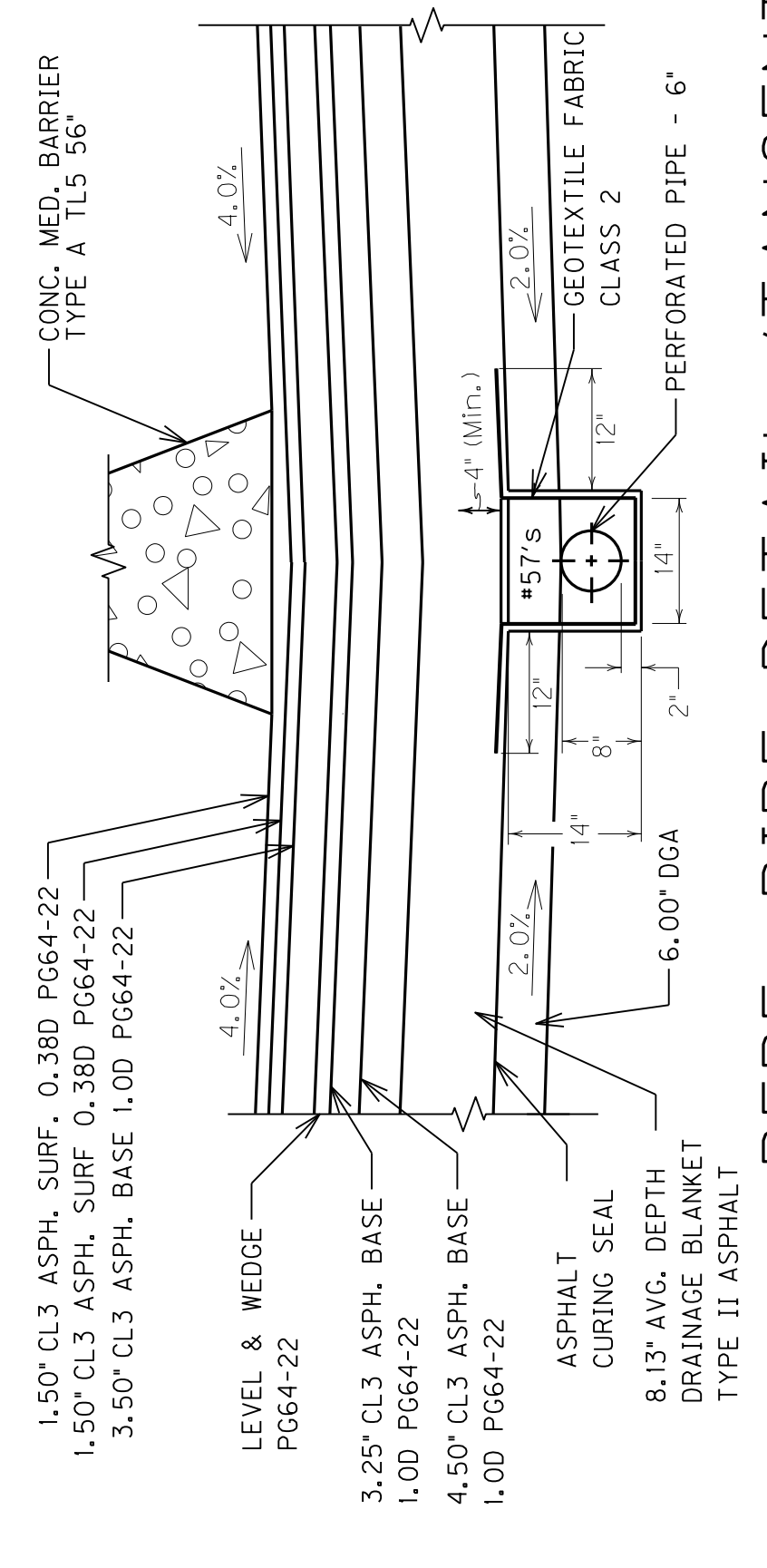
\*THE EXISTING EDGE OF CONCRETE PAVEMENT IS SHOWN AT 30 FT LT & RT ACCORDING TO EXISTING PLANS. THE ACTUAL EDGE OF CONCRETE PAVEMENT MAY VARY FROM THE OFFSET SHOWN. IT IS THE CONTRACTOR'S RESPONSIBILITY TO DETERMINE THE LOCATION OF THE EXISTING EDGE OF CONCRETE CUT. THE LOCATION OF THE EXISTING EDGE OF CONCRETE PAVEMENT OR ADJUSTING THE SAW CUT BEYOND THE APPROXIMATE LOCATIONS SHOWN ON THE PLANS.



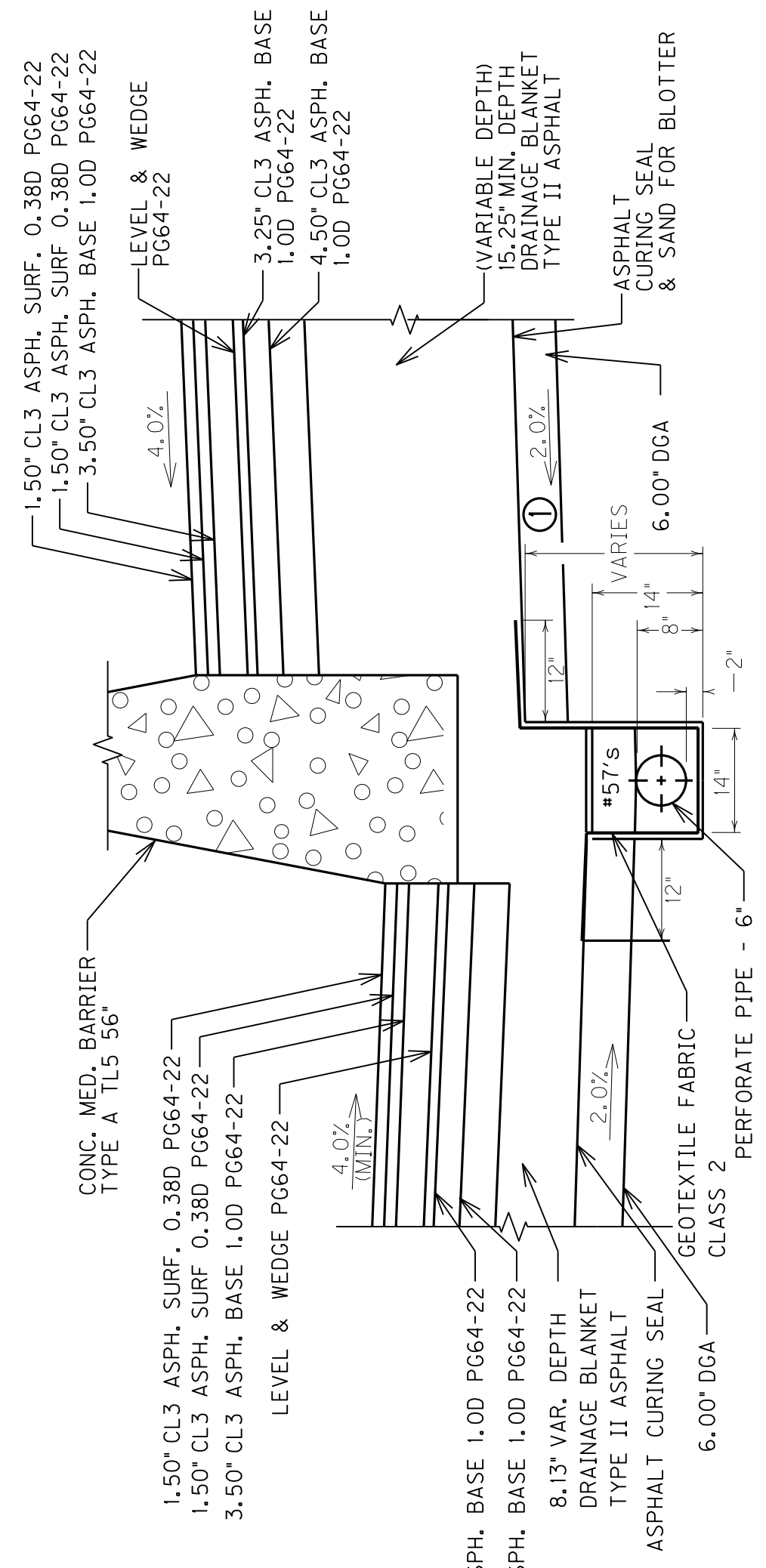
DETAIL 'B'



DETAIL 'C'

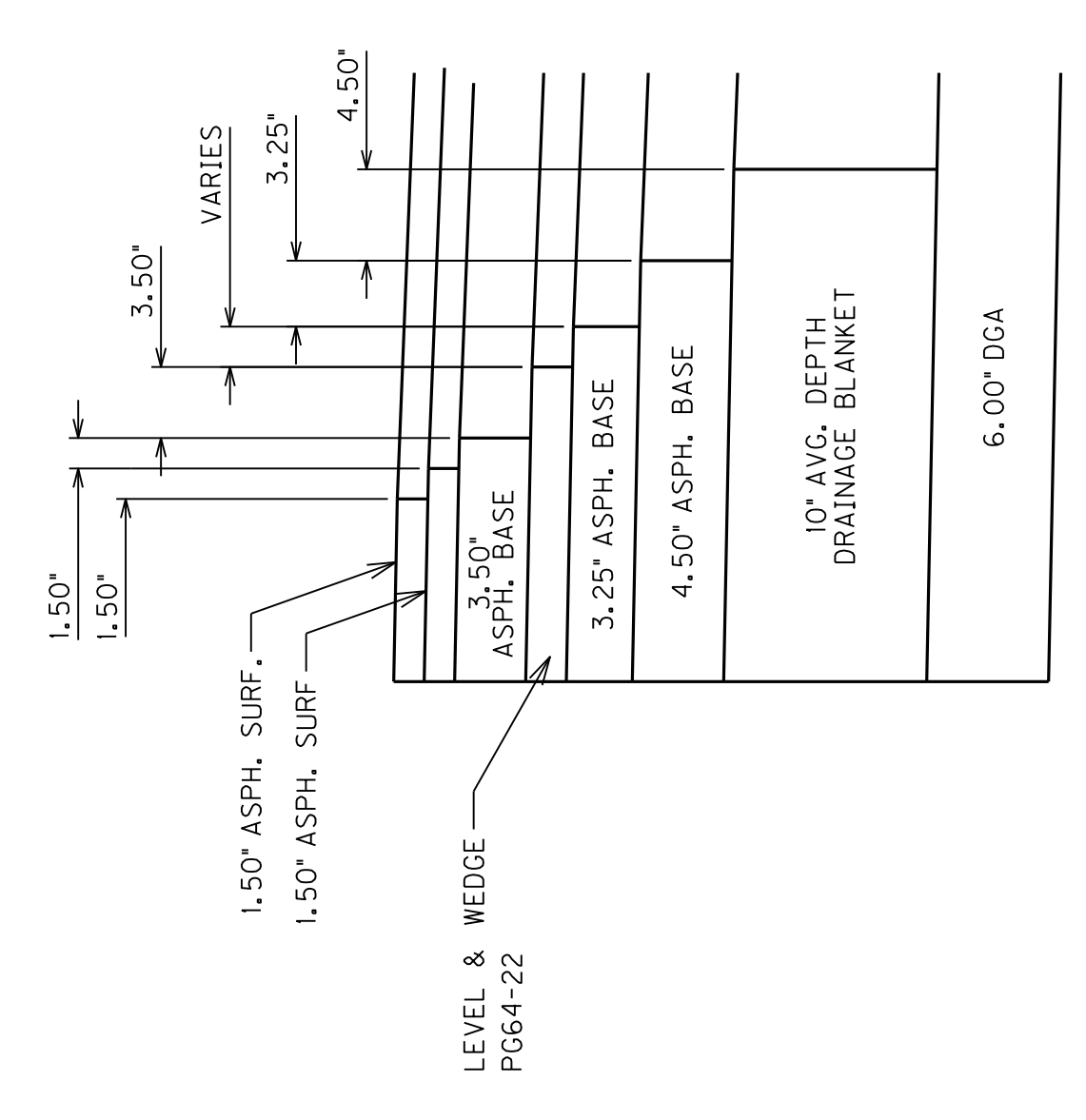


PERF. PIPE DETAIL (TANGENT)



PERF. PIPE DETAIL (SUPERELEVATED)

① FOR SUPERELEVATED SECTIONS, THE PAVEMENT DRAINAGE BLANKET FOR WIDENING TO THE INSIDE SHALL BE CONSTRUCTED AS TO PROVIDE POSITIVE DRAINAGE 1/2" OR GREATER TO THE 6" PERFORATED PIPE IN THE MEDIAN.



PVMT. STEP  
DETAIL

NOT TO SCALE

TYPICAL SECTION

DATE	APPROVED BY
DATE	CHECKED BY
DATE	PREPARED BY

USER: \$\$\$USER\$\$\$  
 DATE: \$\$\$DATE\$\$\$  
 FILE NAME: \$\$\$design\file\$specification\$\$\$  
 E-SHEET NAME: